



All information contained herein applies only to the above listed part number. Other versions of this part number with electrical or mechanical variations are available. Contact CUI Inc. for further assistance. 9615 SW Allen Blvd., Ste. 103, Beaverton OR 97005
800-275-4899 • 503-643-4899 • Fax: 503-643-6129 • www.cui.com

1.0 General Description

Model DPS180055UPS-P5-SZ is a universal type switch-mode power supply, operating at input voltage 90VAC to 264 VAC and output voltage of 18 VDC with 0.55A DC load.

2.0 Electric Characteristics

2.1 Input

No	ITEM	CONDITION	SPECIFICATION
1.	Input Connector		Direct Plug-In UL Type
2.	EMI		FCC/EN55022 Class B
3.	Input Voltage	*Rated Voltage	AC100V-240V
		*Vibration Range	AC90V-264V
4.	Frequency	*Rated	50-60Hz
		*Vibration	47-63Hz
5.	Input Current	Rated Current	Full load 380mA RMS Max
		No Load Current	At Rated Input 100mA Max
		Inrush Current	100V Input
240V Input	30A Max		
6.	Input Power	100V-240V	30VA Max
7.	Efficiency	100V-240V	65% Min.



All information contained herein applies only to the above listed part number. Other versions of this part number with electrical or mechanical variations are available. Contact CUI Inc. for further assistance. 9615 SW Allen Blvd., Ste. 103, Beaverton OR 97005
800-275-4899 • 503-643-4899 • Fax: 503-643-6129 • www.cui.com

2.2 Output:

2.2.1 The Power supply described by this specification shall meet the following output, requirement give in the test circuit as show in 8.0

No	ITEM	CONDITION	SPECIFICATION
1.	Output Voltage	*Rated Output	0.55A Load 18VDC± 5%
		*Output Regulation	AC90V-264V
2.	Load Current	*Rated Current	100V-240V 0.55A
		*Min current	100V-240V 0mA
		*Max Current	100V-240V 0.55A
3.	Ripple Noise	100V-240V	180mV (p-p) Max.
4.	Over Voltage protection	Over19-21VDC	Shut off output
5.	Over Current Protection	Over Load Short Circuit	Shut off output & Auto reset

2.3 Dielectric Withstand voltage:

The unit shall withstand for 1 min. without break down , application of 4240VDC or 3000VAC between blades and output plug.

2.4 Insulation Resistance:

Between input and output and output plug shall not be less 100M ohm, Measured by 500VDC insulation resistance tester.

2.5 Temperature rise:

a)Rated input 120VAC 50Hz & rated load 0.55ADC

Enclosure:45°CMax. on ambient temperature of 25°C by use thermometer or thermocouple.

2.6 Humidity Test:

40°C± 2°C relative humidity 90% RH for 96 hours, After keeping 30 minutes following insulation must be more than 5 M ohm.



All information contained herein applies only to the above listed part number. Other versions of this part number with electrical or mechanical variations are available. Contact CUI Inc. for further assistance. 9615 SW Allen Blvd., Ste. 103, Beaverton OR 97005
800-275-4899 • 503-643-4899 • Fax: 503-643-6129 • www.cui.com

2.7 Short circuit protection:

Shorting the DC output shall not cause damage to the power supply Removal of the short will allow the output to return to proper output voltage. Duration of the short time is 500milliseconds.

2.8 Output polarity: See Reference(1)

3.0 Safety approved: UL , CUL

3.1 Meet EMI Standard

Design to meet FCC Class B

5.0 Mechanical Specification

5.1 AC Plug: Direct Plug-In UL Type

5.2 DC Output Cord:

Bending test: Life 1000 times 100% guarantee. Swings 120 from left to right.

(60+60) Loading weight 500gm, 50 cycle/minute.

Pull test :DC cord and plug, weight 6kg for 1 minute

5.3 Output plug and cord length: See Reference(2)

5.4 Vibration Test:

Vibration Frequency 1500 cycle/minute, swings 2mm peak-peak 3 direction (X-Y-Z) each 30 min.

5.5 Drop Test:

The unit shall comply with 2.4 without exposing live parts by creak or open of enclosure even the unit shall dropped from a high of 100cm onto a flat wooden board which is 30mm thickness.(For CE).

6.0 Normal Operating temperature & Humidity:

Normal operating temperature:10°C to 40°C

Humidity :20% to 80%

7.0 Storage Temperature & Humidity:

Storage Temperature:-10°C to 70°C

Humidity :10% -90% RH

SPEC NO:

PART NO: **DPS180055UPS-P5-SZ**



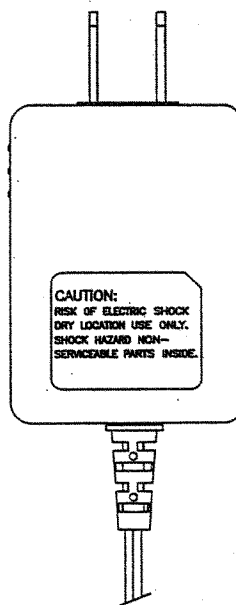
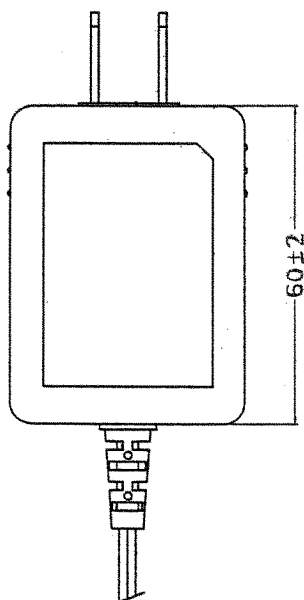
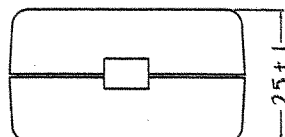
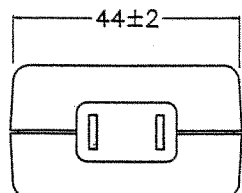
CUI INC

PAGE NO: 4 of 5

UNIT: mm

DATE: 08/29/00

All information contained herein applies only to the above listed part number. Other versions of this part number with electrical or mechanical variations are available. Contact CUI Inc. for further assistance. 9615 SW Allen Blvd., Ste. 103, Beaverton OR 97005
800-275-4899 • 503-643-4899 • Fax: 503-643-6129 • www.cui.com



Test Circuit

