




Series 206RA

Right Angle Panel DIP Switch

- Designed for panel applications, saves cost of right angle socket
- Available as SPST, SPDT, DPST, 3PST
- Optional tape seal for board spray washing
- Available with low profile, standard, or extended actuators
- Gold Plated Contacts



Description

The terminals are molded into the thermoset base and provide an electrostatic discharge shield rating to 22KV when the front row of terminals are connected to ground. The optimized gold plated contact design incorporates a dimple-to-flat surface wiping interface for long-term contact corrosion resistance, making the 206RA an ideal choice for many applications.

Ordering Information

Series	Number of Poles	Number of Throws	Number of Switch Positions	Type of Terminals	Actuator Height	Bottom Epoxy Seal	Top Tape Seal	Actuation Preset
206 -	1	2	1	RA	LP	S	T	N

Code	No. of poles
Blank	For SPST
1	Single pole
2	Double poles
3	3 poles

Code	Spec.
Blank	For SPST
1	Single throw
2	Double throws (Single pole only)

Code	No. of switch positions
1	1 position (Not available for SPST)
2	2 positions
3	3 positions
4	4 positions
5	5 positions
6	6 positions
7	7 positions
8	8 positions
9	9 positions
10	10 positions
12	12 positions

Code	Spec.
Blank	Standard (0.89mm/.035")
E	Extended (3.43mm/.135") (SPST only)
LP	Low profile (Flush) (SPST&SPDT only)

Code	Bottom epoxy seal
Blank	No epoxy seal
S	Epoxy seal

Code	Spec.
Blank	Ship at OFF position (SPST, DPST&3PST only)
N	Ship at ON position (SPST, DPST&3PST only)

Code	Top tape seal
Blank	No top tape seal
T	Top tape seal for Board spray washing (Not available for extended actuator)



Electrical Specifications

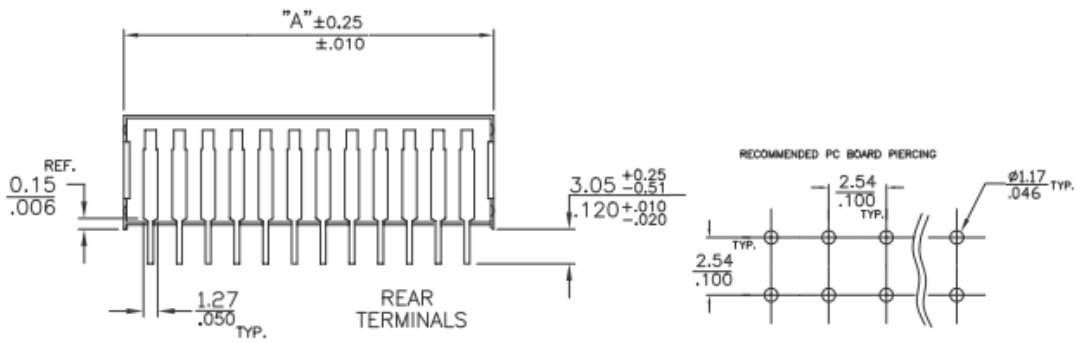
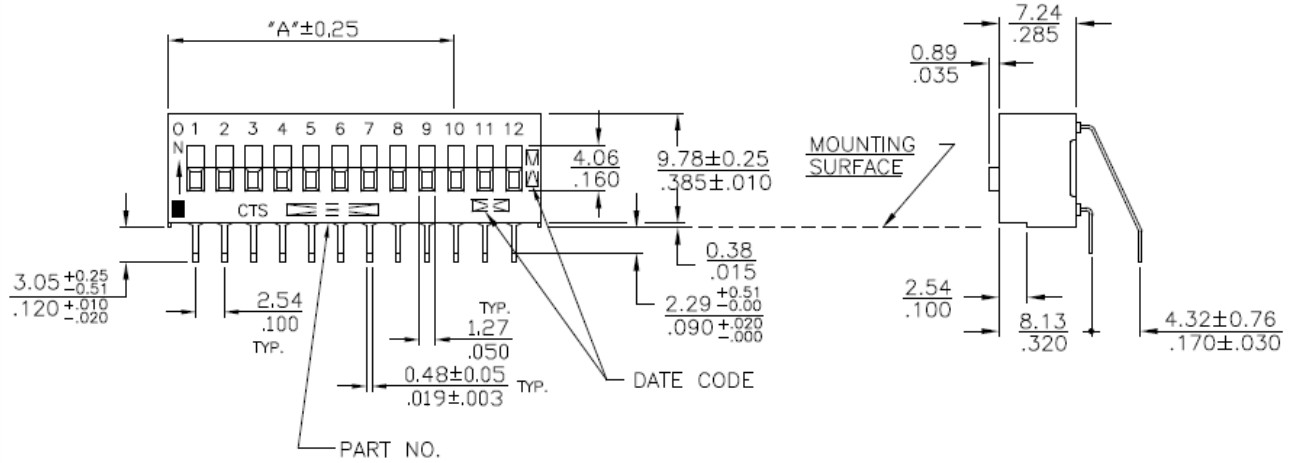
Parameter	Conditions & Remarks	Min	Max	Unit
Circuit	SPST	2	12	position
	SPDT	1	6	
	DPST	1	6	
	3PST	1	4	
Contact Resistance	Initial		50	milliohms
	At end of life		100	
Insulation Resistance	Between insulated terminals	1000		megohms
Dielectric Strength	500 VAC between adjacent switches		1	minute
Switch Capacitance	Between adjacent closed switches		5.0	pF
Nonswitching Rating			100	mA
			or 50	or VDC

Mechanical and Environmental

Actuation Life	10,000 cycles switching 50mA @ 24 VDC
Soldering	Maximum wave temperature, 260°C for 5 seconds
MSL	Level 1
RoHS	Lead-Free. Fully compliant to RoHS Directive 2011/65/EU and 2015/863/EU
Shock	Per MIL-STD-202F, method 213B, condition A(50G's) with no contact inconsistencies greater than 1 microsecond
Vibration	Per MIL-STD-202F, method 204D, condition B (.06" or 15G's between 10 HZ to 2K HZ) with no contact inconsistencies greater than 1 microsecond
Seal	Bottom epoxy seal optional Tape seal optional
Marking	Special side or top marking available-consult CTS
Packaging:	Standard anti-static tube packaging
Operating Temperature Range	-55°C to +85°C
Storage Temperature Range	-40°C to +85°C

Mechanical Specifications

Figure 1 – SPST



Please find switch body dimensions of 206RA DIP switches with SPDT, DPST, 3PST circuitry on the 206 series data sheet.



Standard Part #							
Dimensions	SPST Switches		SPDT&DPST Switches			3PST Switches	
"A" Overall (mm/inch)	No of SW positions	SPST P/N	No of SW positions	SPDT P/N	DPST P/N	No of SW positions	3PST P/N
7.26 / .286	2	206-2RA	1	206-121RA	206-211RA	—	—
9.80 / .386	3	206-3RA	—	—	—	1	206-311RA
12.34 / .486	4	206-4RA	2	206-122RA	206-212RA	—	—
14.88 / .586	5	206-5RA	—	—	—	—	—
17.42 / .686	6	206-6RA	3	206-123RA	206-213RA	2	206-312RA
19.96 / .786	7	206-7RA	—	—	—	—	—
22.50 / .886	8	206-8RA	4	206-124RA	206-214RA	—	—
25.04 / .986	9	206-9RA	—	—	—	3	206-313RA
27.58 / 1.086	10	206-10RA	5	206-125RA	206-215RA	—	—
32.66 / 1.286	12	206-12RA	6	206-126RA	206-216RA	4	206-314RA