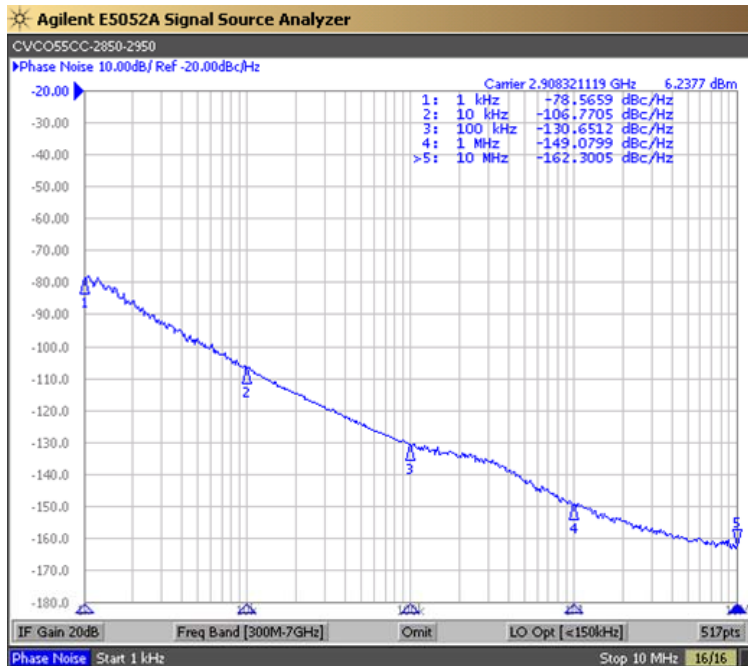


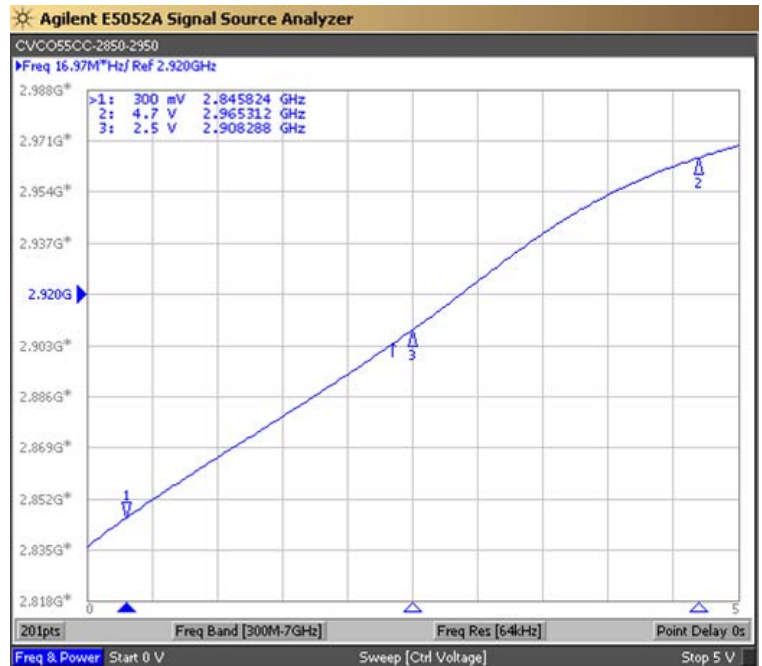


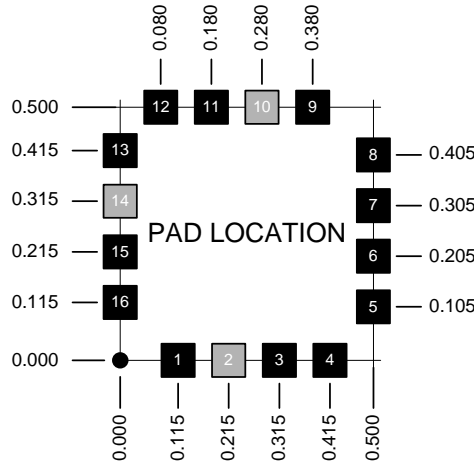
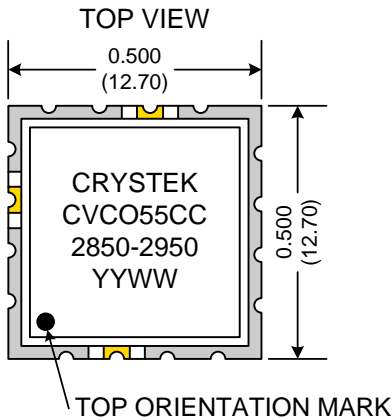
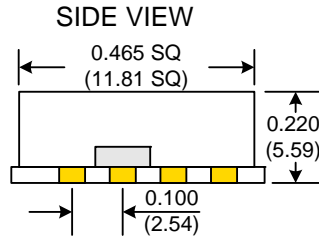
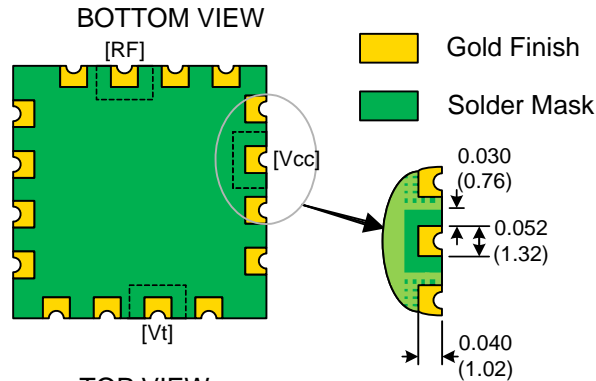
PERFORMANCE SPECIFICATION	MIN	TYP	MAX	UNITS
Lower Frequency:			2850	MHz
Upper Frequency:	2950			MHz
Tuning Voltage:	0.3		4.7	VDC
Supply Voltage:	4.75	5.0	5.25	VDC
Output Power:	+3.0	+5.0	+7.0	dBm
Supply Current:		25		mA
Harmonic Suppression (2 <sup>nd</sup> Harmonic):		-15		dBc
Pushing:		1.0		MHz/V
Pulling, all Phases:		2.0		MHz pk-pk
Tuning Sensitivity:		35		MHz/V
Phase Noise @ 10kHz offset:		-105	-102	dBc/Hz
Phase Noise @ 100kHz offset:		-125	-122	dBc/Hz
Load Impedance:		50		$\Omega$
Input Capacitance:			15	pF
Operating Temperature Range:	-40		+85	$^{\circ}\text{C}$
Storage Temperature Range:	-45		+90	$^{\circ}\text{C}$

Phase Noise (1 Hz BW, Typical)



Tuning Curve (Typical)





Pad	Connection
2	Vt
10	RF-OUTPUT
14	Vcc
Others	GROUND

- Unless otherwise specified, Dimensions are in:  $\frac{IN}{(mm)}$
- Pad Location Dimensions are in: Inches

**TAPE AND REEL**



Drawing not to scale

**Product Control:**

Crystek Part Number:	CVCO55CC-2850-2950	Release Date:	04-Dec-2013
Revision Level:	B	Responsible:	C. Vales

Specification is subject to change without notice

Page 2 of 2