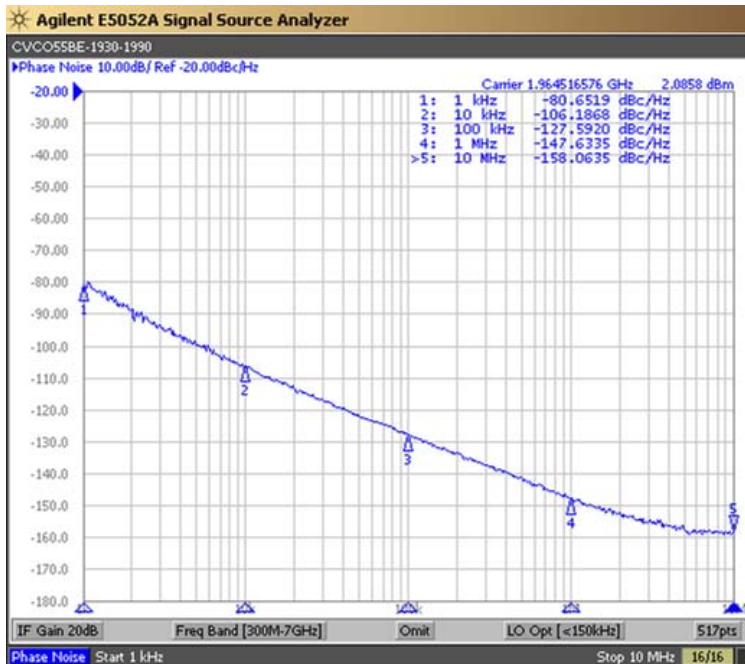


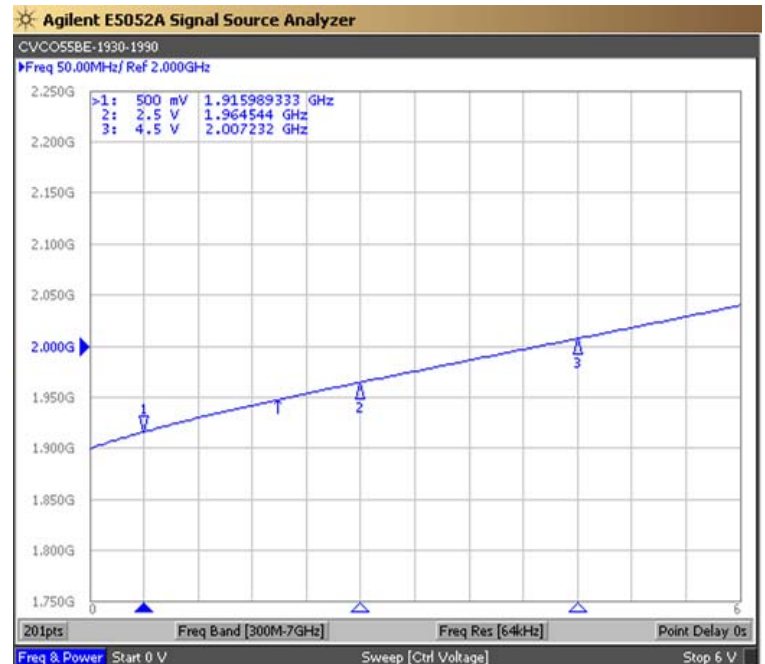


PERFORMANCE SPECIFICATION	MIN	TYP	MAX	UNITS
Lower Frequency:			1930	MHz
Upper Frequency:	1990			MHz
Tuning Voltage:	0.5		4.5	VDC
Supply Voltage:	4.75	5.0	5.25	VDC
Output Power:	0	+2.5	+5.0	dBm
Supply Current:		15	20	mA
Harmonic Suppression (2 nd Harmonic):		-10		dBc
Pushing:		1.0	2.0	MHz/V
Pulling, all Phases:		11.0	13.0	MHz pk-pk
Tuning Sensitivity:		25		MHz/V
Phase Noise @ 10kHz offset:		-105	-101	dBc/Hz
Phase Noise @ 100kHz offset:		-122	-118	dBc/Hz
Load Impedance:		50		Ω
Input Capacitance:			33	pF
Operating Temperature Range:	-40		+85	$^{\circ}$ C
Storage Temperature Range:	-45		+90	$^{\circ}$ C

Phase Noise (1 Hz BW, Typical)



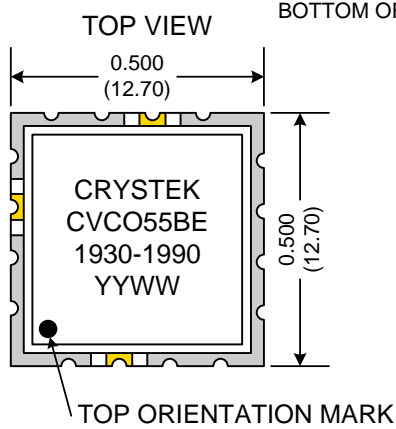
Tuning Curve (Typical)



Product Control:

Crystek Part Number:	CVCO55BE-1930-1990	Release Date:	02-Feb-2015
Revision Level:	G	Responsible:	C. Vales





BOTTOM ORIENTATION MARK



Pad	Connection
2	Vt
10	RF-OUTPUT
14	Vcc
Others	GROUND

- Unless otherwise specified, Dimensions are in: $\frac{IN}{(mm)}$
- Pad Location Dimensions are in: Inches

TAPE AND REEL



Drawing not to scale

Product Control:

Crystek Part Number:	CVCO55BE-1930-1990	Release Date:	02-Feb-2015
Revision Level:	G	Responsible:	C. Vales

Specification is subject to change without notice

Page 2 of 2