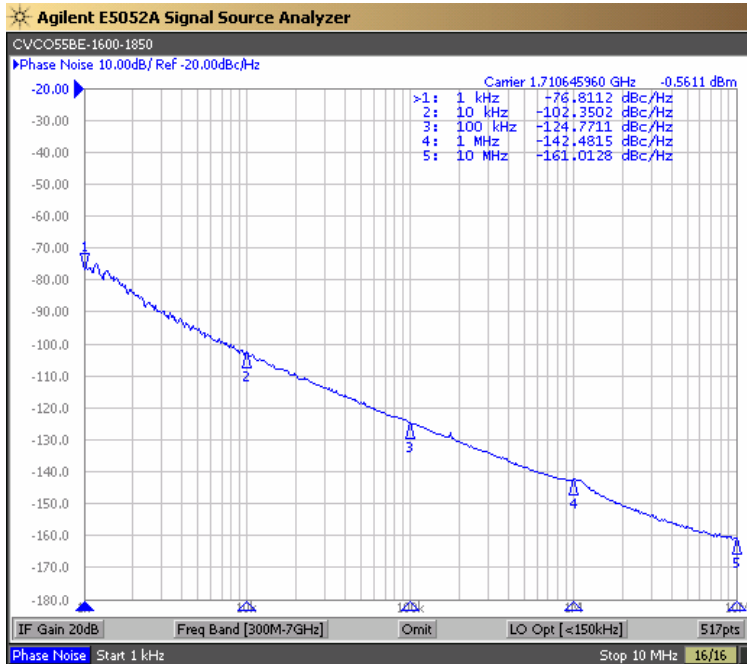


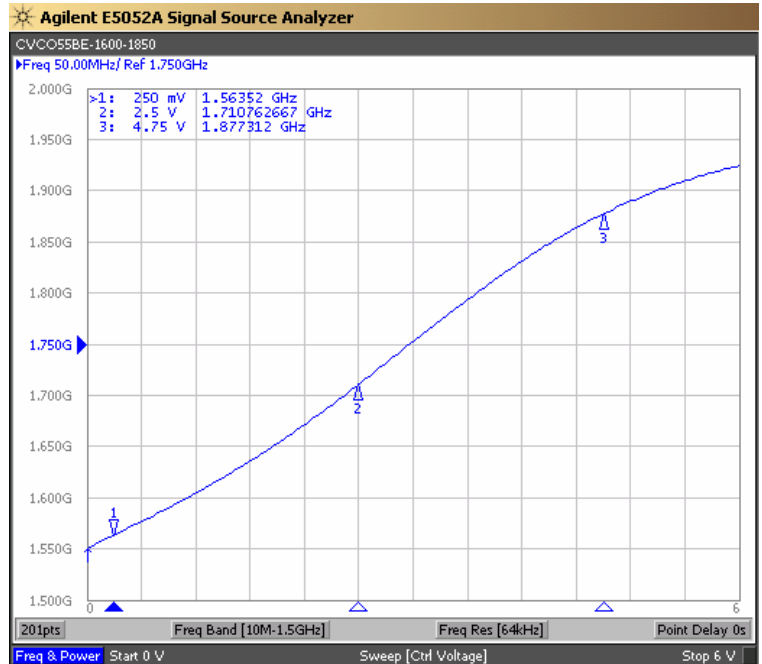


PERFORMANCE SPECIFICATION	MIN	TYP	MAX	UNITS
Lower Frequency:			1600	MHz
Upper Frequency:	1850			MHz
Tuning Voltage:	0.25		4.75	VDC
Supply Voltage:	4.25	4.5	4.75	VDC
Output Power:	-2.0	+1.5	+5.0	dBm
Supply Current:		10		mA
Harmonic Suppression (2 <sup>nd</sup> Harmonic):		-14		dBc
Pushing:			3.0	MHz/V
Pulling, all Phases:			5.0	MHz pk-pk
Tuning Sensitivity:		85		MHz/V
Phase Noise @ 10kHz offset:		-100		dBc/Hz
Phase Noise @ 100kHz offset:		-122		dBc/Hz
Load Impedance:		50		$\Omega$
Input Capacitance:			50	pF
Operating Temperature Range:	-40		+85	$^{\circ}\text{C}$
Storage Temperature Range:	-45		+90	$^{\circ}\text{C}$

Phase Noise (1 Hz BW, Typical)

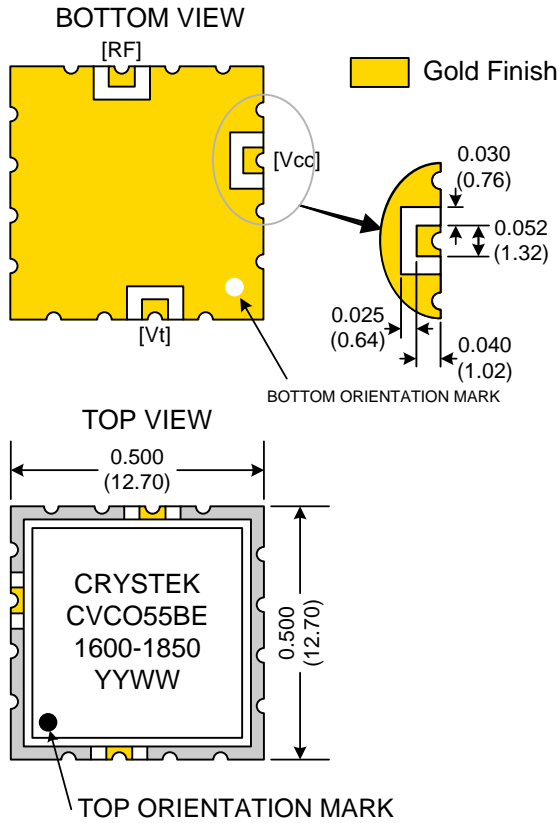


Tuning Curve (Typical)



**Product Control:**

Crystek Part Number:	CVCO55BE-1600-1850	Release Date:	16-Dec-2015
Revision Level:	E	Responsible:	C. Vales



Pad	Connection
2	Vt
10	RF-OUTPUT
14	Vcc
Others	GROUND

- Unless otherwise specified, Dimensions are in:  $\frac{IN}{(mm)}$
- Pad Location Dimensions are in: Inches

**TAPE AND REEL**



Drawing not to scale

**Product Control:**

Crystek Part Number:	CVCO55BE-1600-1850	Release Date:	16-Dec-2015
Revision Level:	E	Responsible:	C. Vales

Specification is subject to change without notice