

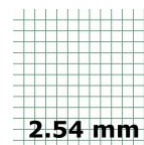
14115.1

PKZ 692/17/2,54-V GN

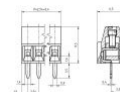
PKZ 692/17/2,54-V GN



M1.6



2.54 mm



PCB terminal, Screw connection, No. of poles: 17, Width: 43.58 mm, Colour: Green

## Business data

Packaging unit	50
Quantity unit	PC
Packaging type	Carton
Type of banding	Without
Weight per piece (not including packaging)	4.41
Weight per piece (including packaging)	5.16
Unit of weight	G
Customs number	85369010
Country of origin	QU

**14115.1**

**PKZ 692/17/2,54-V GN**

**PKZ 692/17/2,54-V GN**

## Technical Data

---

### Dimensions

---

Length	6.5 mm
Length of the pin	3.5 mm
Width	43.58 mm
Width left	1.5 mm
Width right	1.44 mm
Height	8.5 mm
Drill hole diameter	1.3 mm
Diameter of connecting pin	0.9 mm
Pitch	2.54 mm

### Ratings

---

Rated voltage	130 V
Rated current	9 A
Rated cross-section	0.75 mm <sup>2</sup>
Rated impulse voltage	1.25 kV
Overvoltage category	III
Contamination degree	3

14115.1

PKZ 692/17/2,54-V GN

PKZ 692/17/2,54-V GN

## Technical Data

---

### Connection data

Connection principle	Screw connection
Connection type of PCB	Solder connection
Type of attachment to circuit board	Connecting contact
Angle of PCB/wire connection	0°/180° (horizontal)
No. of poles	17
Number of levels	1
Wire cross-section single-core (rigid) / stranded, min.	0.14 mm <sup>2</sup>
Wire cross-section single core (rigid)/stranded, max.	0.75 mm <sup>2</sup>
Wire cross-section stranded, min.	0.14 mm <sup>2</sup>
Wire cross-section stranded, max.	0.75 mm <sup>2</sup>
Wire cross-section stranded with wire-end ferrules, min.	0.14 mm <sup>2</sup>
Wire cross-section stranded with wire-end ferrules, max.	0.34 mm <sup>2</sup>
Wire cross-section AWG, min.	30
Wire cross-section AWG, max.	18
Stripping length	4 mm
Screw threading	M 1,6
Torque	0.1 Nm

14115.1

PKZ 692/17/2,54-V GN

PKZ 692/17/2,54-V GN

## Technical Data

---

### Materials

Insulation housing	Polyamide 6.6
Flammability class UL 94	V-0
Working temperature, min.	-30 °C
Working temperature, max.	105 °C
Clamping element	Brass
Screws	Steel
Soldering lug	Brass

### Further technical data

Storage temperature, min.	-40 °C
Storage temperature, max.	105 °C
Insulation resistance	1*10 <sup>13</sup> Ohm x cm
Creepage-current resistance	CTI 600
Glow wire flammability index GWFI	GWFI 850
GWFI after-glow time	30 Sek.
Glow wire ignition temperature GWIT	GWIT 775 °C
GWIT exposure time	5 Sek.
Connection cycles, in compliance with standard	5
Recommended wave soldering temperature	265 °C

14115.1

PKZ 692/17/2,54-V GN

PKZ 692/17/2,54-V GN

## Technical Data

---

### Further technical data

---

Recommended wave soldering duration, min.	3 Sek.
---	--------

Recommended wave soldering duration, max.	4 Sek.
---	--------

---

14115.1

PKZ 692/17/2,54-V GN

PKZ 692/17/2,54-V GN

## Approvals

---

### cUL Recognized

cUL Recognized	C22.2 No 158
cUL Recognized	✓
cUL Usegroup B: rated voltage	150 V
cUL Usegroup B: rated current	7 A
cUL wire cross-section single-core (rigid) AWG, min.	30
cUL wire cross-section single-core (rigid) AWG, max.	18
cUL wire cross-section stranded AWG, min.	30
cUL wire cross-section stranded AWG, max.	18
cUL torque	0.1000000015 Nm
cUL wire material	Cu

14115.1

PKZ 692/17/2,54-V GN

PKZ 692/17/2,54-V GN

## Approvals

---

### UL Recognized

UL Recognized	UL 1059
UL Recognized granted	✓
UL Usegroup B: rated voltage	150 V
UL Usegroup B: rated current	7 A
UL wire cross-section single-core (rigid) AWG, min.	30
UL wire cross-section single-core (rigid) AWG, max.	18
UL wire cross-section stranded AWG, min.	30
UL wire cross-section stranded AWG, max.	18
UL torque	0.88 Lb In
UL wire material	Cu
UL factory wiring	✓
UL field wiring	✓

14115.1

PKZ 692/17/2,54-V GN

PKZ 692/17/2,54-V GN

## Approvals

---

### VDE approval

VDE approval	DIN EN 60998
VDE approval granted	✓
VDE rated voltage	130 V
VDE rated current	9 A
VDE rated current wire cross-section rigid, max.	9 A
VDE rated current wire cross-section stranded, max.	9 A
VDE rated impulse voltage	1.25 kV
VDE wire cross-section rigid, min.	0.14 mm <sup>2</sup>
VDE wire cross-section rigid, max.	0.75 mm <sup>2</sup>
VDE wire cross-section stranded, min.	0.14 mm <sup>2</sup>
VDE wire cross-section stranded, max.	0.75 mm <sup>2</sup>
VDE screw threading	M 1,6
VDE torque	0.1 Nm
VDE overvoltage category	III
VDE contamination degree	3



14115.1

PKZ 692/17/2,54-V GN

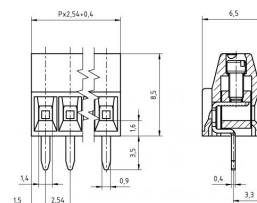
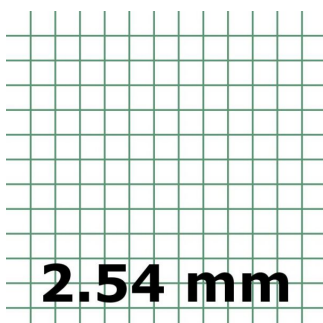
PKZ 692/17/2,54-V GN

Media

---



**M1.6** 



**CRV<sup>®</sup> US**

