

# KMR 8 Series Microminiature SMT Top Actuated

## Features/Benefits

- Small footprint
- 3 actuation forces
- Excellent tactile feel
- Hard actuator
- IP40

## Typical Applications

- Automotive
- Mobile phones
- Industrial electronics
- Medical equipment



Tactile Switches

## Specification

FUNCTION: momentary action  
CONTACT ARRANGEMENT: 1 make contact = SPST, N.O.  
TERMINALS: Gullwing type for SMT

## Mechanical

Type G and NG See description below	Operating force N (grs)	Operating life (cycles)	Travel (mm)
KMR811G LFS	1.2 (120) ± 0.30	200,000	0.20 mm ± 0.1
KMR821G LFS	2.0 (200) ± 0.50	200,000	0.25 mm ± 0.1
KMR831G LFS	3.0 (300) ± 0.75	150,000	0.25 mm ± 0.1
KMR831NG ULC LFS	3.0 (300) ± 0.75	150,000	0.25 mm ± 0.1

TACTILE FEELING:

KMR 8 series with actuation force in 2N - 3N - 4N: ≥ 30%  
KMR 8 series with actuation force in 1.2N: ≥ 20%

## Electrical

MAXIMUM POWER:	1 VA
MAXIMUM VOLTAGE:	32 VDC
MINIMUM VOLTAGE:	20 mVDC
MAXIMUM CURRENT:	50 mA
MINIMUM CURRENT:	1 mA*
DIELECTRIC STRENGTH:	≥ 250 Vrms
CONTACT RESISTANCE:	≤ 100 mΩ
INSULATION RESISTANCE:	≥ 1GΩ
BOUNCE TIME:	≤ 3 ms

\*For ULC version minimum current is 1µA at 1.8 VDC

## Environmental

OPERATING TEMPERATURE:	-40°C to 85°C
STORAGE TEMPERATURE:	-55°C to 85°C

## Process

Soldering: Lead free reflow soldering process in accordance with IEC 61760-1.

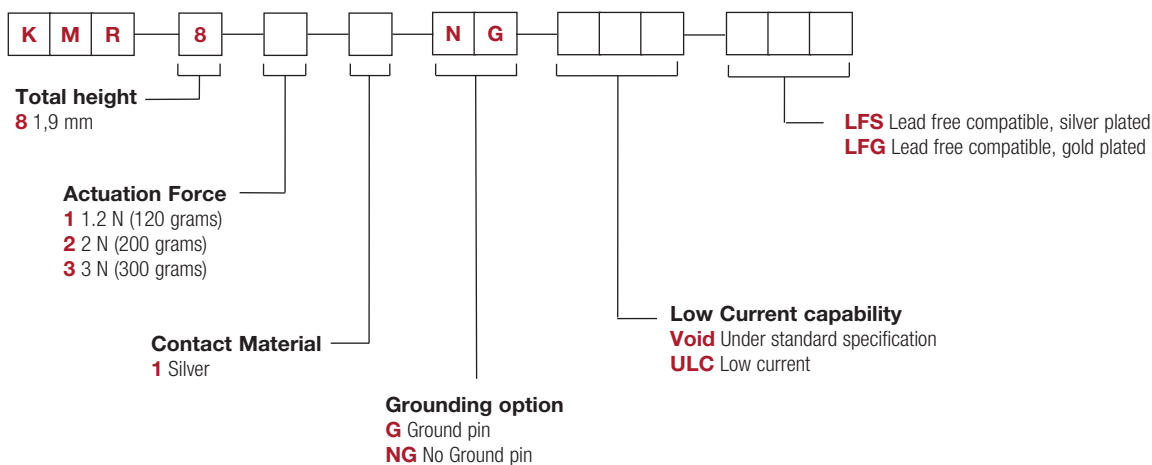
## Packaging

In reels of 7,000 pieces  
External diameter 330 mm ± 2 mm

**NOTE:** Specifications listed above are for switches with standard options.  
For information on specific and custom switches, consult Customer Service Center.

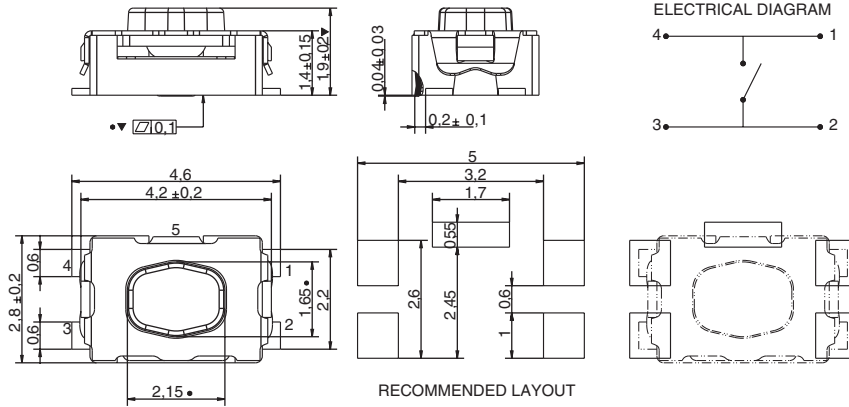
## Part Number Description

For any part number different from those listed above, please consult your local representative.

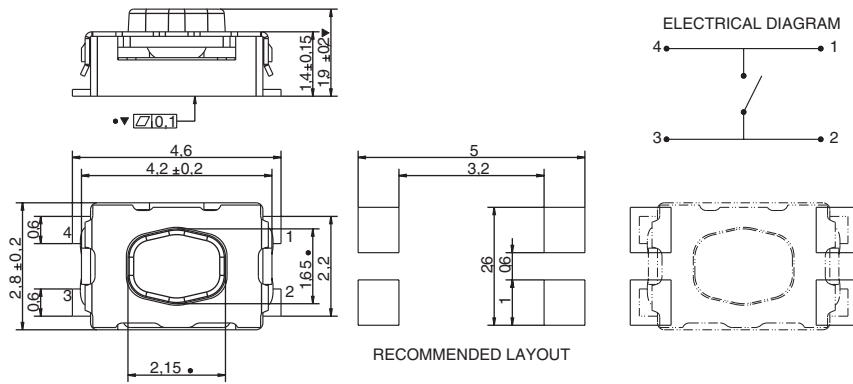


# KMR 8 Series Microminiature SMT Top Actuated

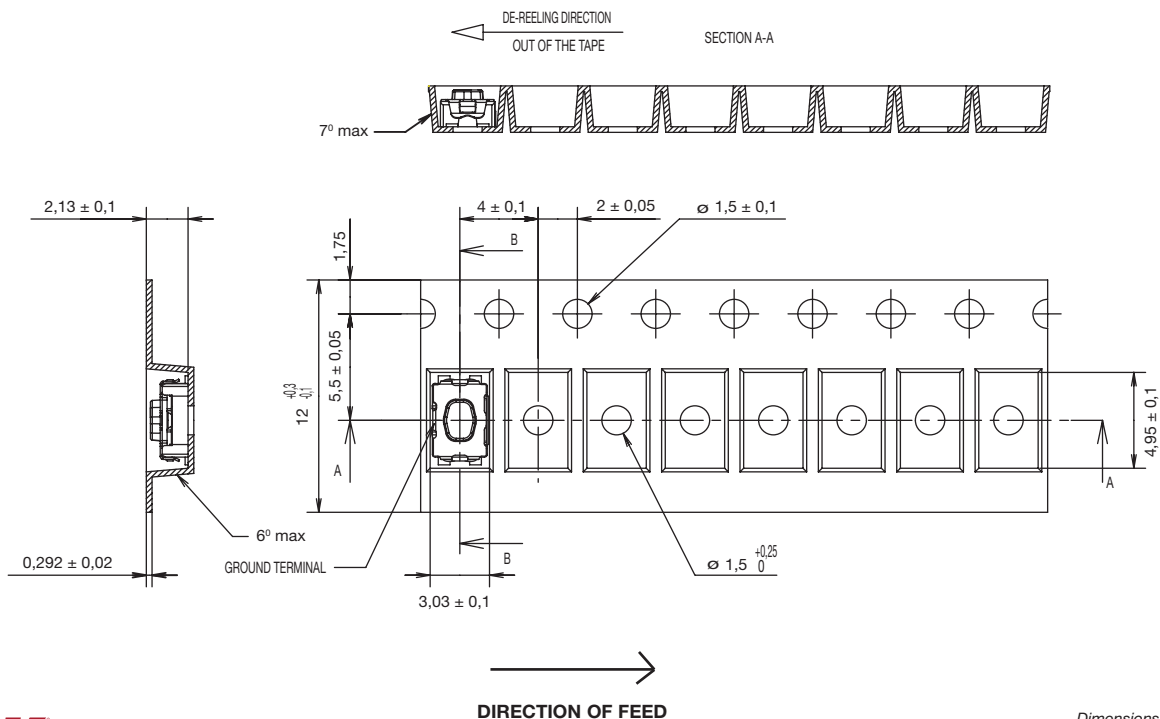
## G - Ground Pin



## NG - No Ground Pin



## TAPE & REEL



Dimensions are shown: mm  
Specifications and dimensions subject to change

