



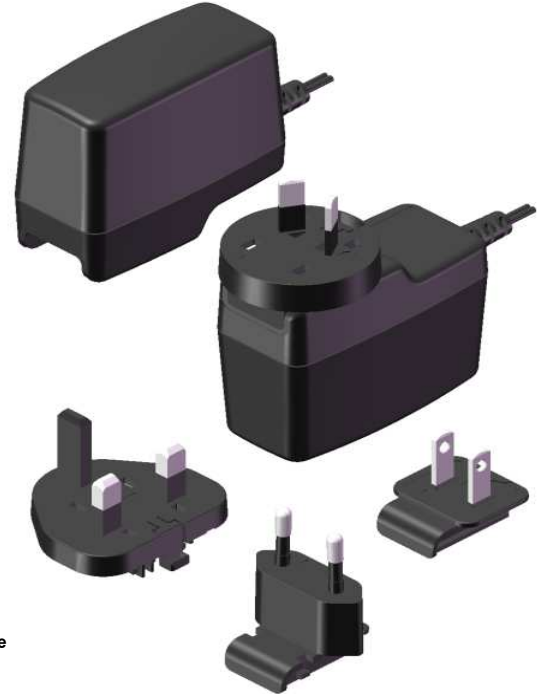
TRE25R SERIES

25W SWITCHING ADAPTER



Features

- * Miniature Size
- * Universal Input: 90~264Vac
- * EMI Meets EN55032 Class B and CISPR/FCC Class B
- * Continuous Short Circuit Protection
- * Over Voltage Protection
- * Meet CoC V5 Tier 2 & DoE Level VI (Output Cable Length \leq 1800mm) (TRE25R050: Output Cable Length \leq 1220mm)
- * No Load Power Consumption < 75mW



Ordering information

TRE25RXXX	X	XX	G	XX
Model No.	AC Plug Type	DC Plug Type	UL 1571 WITH OVP	DC Cable Length and Type
	A: USA 2 Pin			01: 720mm
	E: Europe 2 Pin			02: 1220mm
	U: British 3 Pin			03: 1800mm
	S: Australia 2 Pin			11: 720mm with Ferrite Core
				12: 1220mm with Ferrite Core
				13: 1800mm with Ferrite Core
				* 20AWG / UL1571 or Equivalent
				* 16AWG / UL1571 for Vo:5V or Equivalent

MODEL	OUTPUT VOLTAGE	OUTPUT CURRENT	RIPPLE & NOISE NOTE 1	VOLTAGE ACCURACY NOTE 2	LINE REGULATION NOTE 3	LOAD REGULATION NOTE 4	AVG.ERAGE EFF. min.
TRE25R050	5V	4A	50mVp-p	$\pm 2\%$	$\pm 1\%$	$\pm 6\%$	83.7%
TRE25R120	12V	2.1A	1%	$\pm 2\%$	$\pm 1\%$	$\pm 5\%$	87.0%
TRE25R150	15V	1.67A	1%	$\pm 2\%$	$\pm 1\%$	$\pm 3\%$	87.0%
TRE25R180	18V	1.4A	1%	$\pm 2\%$	$\pm 1\%$	$\pm 2\%$	87.0%
TRE25R240	24V	1.05A	1%	$\pm 2\%$	$\pm 1\%$	$\pm 2\%$	87.0%

Specifications are subject to change without notice.

Specifications

INPUT SPECIFICATIONS:

Voltage	90~264Vac
Frequency	47 to 63Hz
Input Current	0.7A max.
Inrush Current	60A max. @240Vac
Conducted EMI	CISPR/FCC Class B
Leakage Current	0.25mA max.

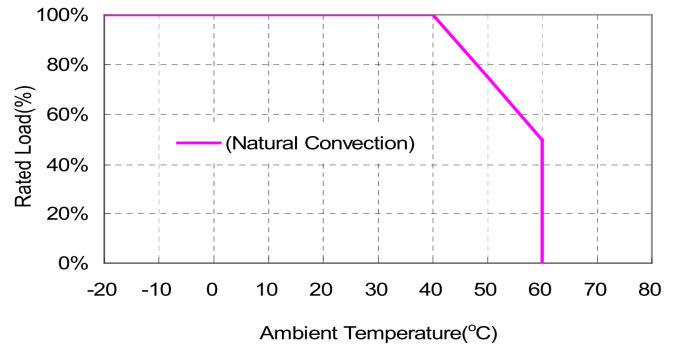
OUTPUT SPECIFICATIONS:

Holdup Time	10ms typ. @115Vac
Short Circuit Protection	Continuous(Auto Recovery)
Over Voltage Protection	IC Component to Clamp
Temperature Coefficient	±0.05%/°C

GENERAL SPECIFICATIONS:

Isolation	Input to output = 3,000VAC
Operating Temperature	-20~60°C (see derating curve)
Storage Temperature	-20~85°C
Humidity	93% RH max. Non condensing
Cooling	Natural Convection
Switching Frequency	65KHz typ.
MTBF	MIL-HDBK-217F, GB, 25°C/115VAC 300K hrs min.
Altitude	2000m
Life time	Ambient 40degC 75% Load >3years
Dimensions	2.835x2.244x1.299Inches (72.00x57.0x33.00mm)
Weight	140g(0.31 Pounds)

TRE25R Series Derating Curve



SAFETY AND EMC:

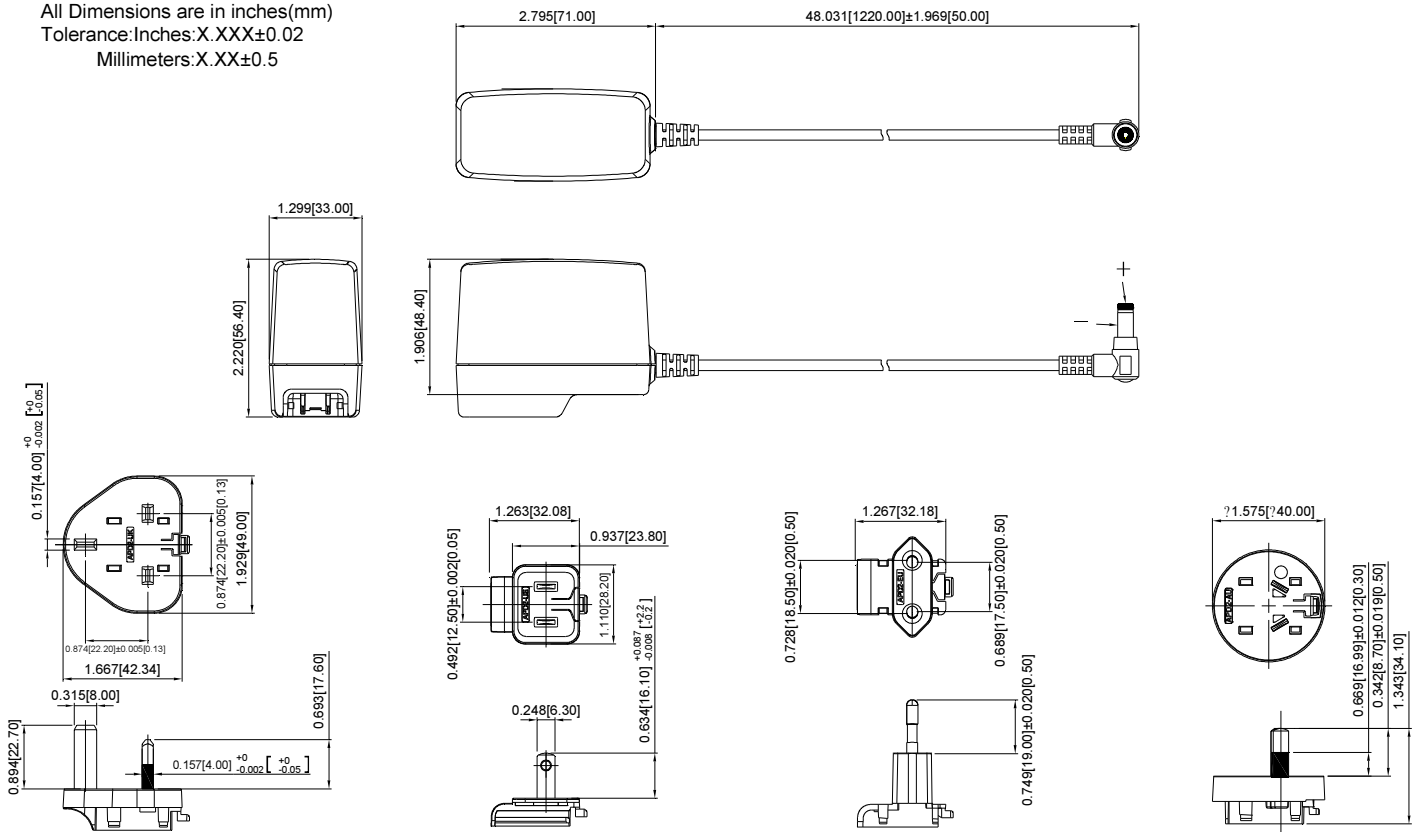
Emission and Immunity	EN55032 Class B, FCC Part 15 Class B EN61000-6-3, EN61000-3-2, EN61000-3-3 EN55024, EN61204-3, EN61000-6-1
Safety	Class II, IEC60950-1, EN60950-1, UL60950-1

NOTE:

1. Add a 0.1uF ceramic capacitor and a 10uF E.L. capacitor to output for ripple & noise measuring @20MHz BW.
2. Voltage setpoint at 60% full load.
3. Line regulation measured from 100Vac to 240Vac, full load.
4. Load regulation measured from 60% to 100% full load and from 60% to 20% load (60% +/- 40% full load).

Mechanical Specification

All Dimensions are in inches(mm)
Tolerance: Inches: X.XXX±0.02
Millimeters: X.XX±0.5



Typical at 25°C, nominal line and 75% load, unless otherwise Specified