

CMSD2836
CMSD2838

**SURFACE MOUNT
DUAL SILICON
SWITCHING DIODES**



www.centrasemi.com

SUPERmini™



SOT-323 CASE

DESCRIPTION:

The CENTRAL SEMICONDUCTOR CMSD2836 and CMSD2838 are ultra-high speed silicon switching diodes manufactured by the epitaxial planar process, in an epoxy molded SUPERmini™ surface mount package, designed for high speed switching applications.

The following configurations are available:

CMSD2836 DUAL, COMMON ANODE
CMSD2838 DUAL, COMMON CATHODE

MARKING CODE: A2C
MARKING CODE: A6C

MAXIMUM RATINGS: ($T_A=25^\circ\text{C}$)

Peak Repetitive Reverse Voltage
Average Forward Current
Peak Forward Current, $t_p=1.0s$
Power Dissipation
Operating and Storage Junction Temperature
Thermal Resistance

SYMBOL

V_{RRM} 75
 I_O 200
 I_{FM} 300
 P_D 275
 T_J, T_{stg} -65 to +150
 θ_{JA} 455

UNITS

V
mA
mA
mW
 $^\circ\text{C}$
 $^\circ\text{C/W}$

ELECTRICAL CHARACTERISTICS PER DIODE: ($T_A=25^\circ\text{C}$ unless otherwise noted)

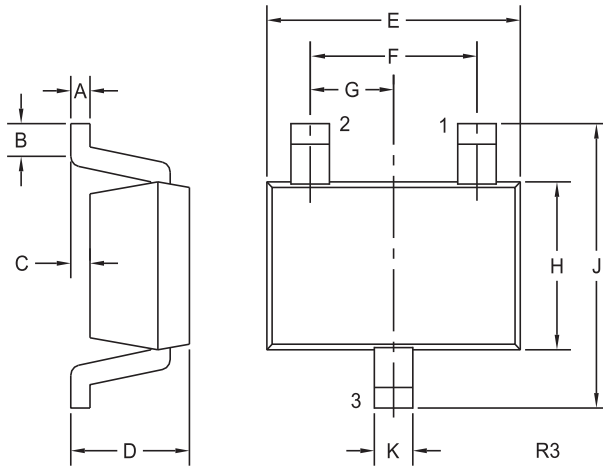
SYMBOL	TEST CONDITIONS	MIN	TYP	MAX	UNITS
I_R	$V_R=50V$			100	nA
BV_R	$I_R=100\mu A$	75			V
V_F	$I_F=10mA$			1.0	V
V_F	$I_F=50mA$			1.0	V
V_F	$I_F=100mA$			1.2	V
C_T	$V_R=0, f=1.0MHz$		1.5	4.0	pF
t_{rr}	$I_R=I_F=10mA, I_{rr}=1.0mA, R_L=100\Omega$			4.0	ns

CMSD2836
CMSD2838

**SURFACE MOUNT
DUAL SILICON
SWITCHING DIODES**



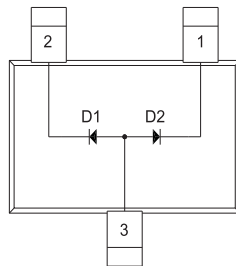
SOT-323 CASE - MECHANICAL OUTLINE



SYMBOL	DIMENSIONS			
	INCHES		MILLIMETERS	
	MIN	MAX	MIN	MAX
A	0.002	0.008	0.05	0.20
B	0.004	-	0.10	-
C	-	0.004	-	0.10
D	0.031	0.043	0.80	1.10
E	0.071	0.087	1.80	2.20
F	0.051		1.30	
G	0.026		0.65	
H	0.045	0.053	1.15	1.35
J	0.079	0.087	2.00	2.20
K	0.008	0.016	0.20	0.40

SOT-323 (REV: R3)

PIN CONFIGURATIONS

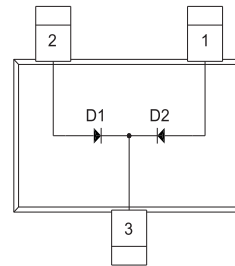


CMSD2836

LEAD CODE:

- 1) Cathode D2
- 2) Cathode D1
- 3) Anode D1, D2

MARKING CODE: A2C



CMSD2838

LEAD CODE:

- 1) Anode D2
- 2) Anode D1
- 3) Cathode D1, D2

MARKING CODE: A6C

R4 (8-February 2010)

OUTSTANDING SUPPORT AND SUPERIOR SERVICES



PRODUCT SUPPORT

Central's operations team provides the highest level of support to insure product is delivered on-time.

- Supply management (Customer portals)
- Inventory bonding
- Consolidated shipping options
- Custom bar coding for shipments
- Custom product packing

DESIGNER SUPPORT/SERVICES

Central's applications engineering team is ready to discuss your design challenges. Just ask.

- Free quick ship samples (2nd day air)
- Online technical data and parametric search
- SPICE models
- Custom electrical curves
- Environmental regulation compliance
- Customer specific screening
- Up-screening capabilities
- Special wafer diffusions
- PbSn plating options
- Package details
- Application notes
- Application and design sample kits
- Custom product and package development

REQUESTING PRODUCT PLATING

1. If requesting Tin/Lead plated devices, add the suffix " TIN/LEAD" to the part number when ordering (example: 2N2222A TIN/LEAD).
2. If requesting Lead (Pb) Free plated devices, add the suffix " PBFREE" to the part number when ordering (example: 2N2222A PBFREE).

CONTACT US

Corporate Headquarters & Customer Support Team

Central Semiconductor Corp.
145 Adams Avenue
Hauppauge, NY 11788 USA
Main Tel: (631) 435-1110
Main Fax: (631) 435-1824
Support Team Fax: (631) 435-3388
www.centrasemi.com

Worldwide Field Representatives:
www.centrasemi.com/wwreps

Worldwide Distributors:
www.centrasemi.com/wwdistributors

For the latest version of Central Semiconductor's **LIMITATIONS AND DAMAGES DISCLAIMER**, which is part of Central's Standard Terms and Conditions of sale, visit: www.centrasemi.com/terms