

CMOSH2-4L

**SURFACE MOUNT SILICON
HIGH CURRENT
LOW V_F SCHOTTKY DIODE**

**SOD-523 CASE**www.centrasemi.com**DESCRIPTION:**

The CENTRAL SEMICONDUCTOR CMOSH2-4L is a high current, low V_F silicon Schottky diode in an SOD-523 surface mount package. This device offers a V_F as low as 0.33 volts and is designed for small signal general purpose applications where size and low loss is required.

MARKING CODE: 4L**MAXIMUM RATINGS:** ($T_A=25^\circ\text{C}$)

Peak Repetitive Reverse Voltage
Continuous Forward Current
Peak Repetitive Forward Current
Peak Forward Surge Current, $t_p=10\text{ms}$
Power Dissipation
Operating and Storage Junction Temperature
Thermal Resistance

SYMBOL

V_{RRM} 40
 I_F 200
 I_{FRM} 350
 I_{FSM} 1.0
 P_D 250
 T_J, T_{stg} -65 to +150
 θ_{JA} 500

UNITS

V
mA
mA
A
mW
 $^\circ\text{C}$
 $^\circ\text{C/W}$

ELECTRICAL CHARACTERISTICS: ($T_A=25^\circ\text{C}$ unless otherwise noted)

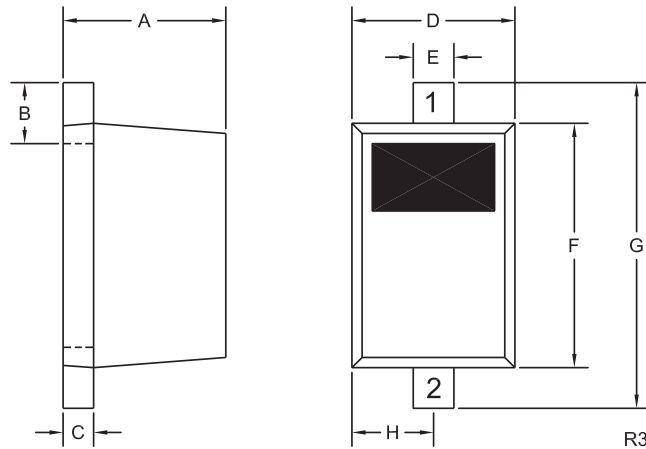
SYMBOL	TEST CONDITIONS	MIN	TYP	MAX	UNITS
I_R	$V_R=20\text{V}$		11	50	μA
BV_R	$I_R=100\mu\text{A}$	40	53		V
V_F	$I_F=10\text{mA}$		0.24	0.325	V
V_F	$I_F=100\text{mA}$		0.35	0.4	V
V_F	$I_F=200\text{mA}$		0.42	0.5	V
C_J	$V_R=4.0\text{V}, f=1.0\text{MHz}$		8.5	10	pF
t_{rr}	$I_F=I_R=10\text{mA}, I_{rr}=1.0\text{mA}, R_L=100\Omega$		4.0	5.0	ns

CMOSH2-4L

SURFACE MOUNT SILICON
HIGH CURRENT
LOW V_F SCHOTTKY DIODE



SOD-523 CASE - MECHANICAL OUTLINE



LEAD CODE:

- 1) Cathode
- 2) Anode

MARKING CODE: 4L

DIMENSIONS				
SYMBOL	INCHES		MILLIMETERS	
	MIN	MAX	MIN	MAX
A	0.020	0.031	0.50	0.80
B	0.008	0.016	0.20	0.40
C	0.002	0.008	0.05	0.20
D	0.028	0.035	0.70	0.90
E	0.008	0.014	0.20	0.35
F	0.039	0.055	1.00	1.40
G	0.055	0.071	1.40	1.80
H	0.016		0.40	

SOD-523 (REV: R3)

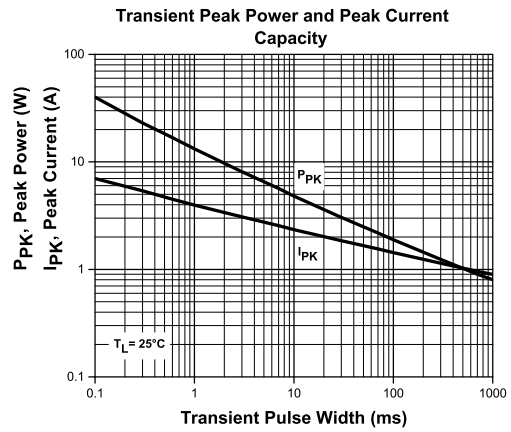
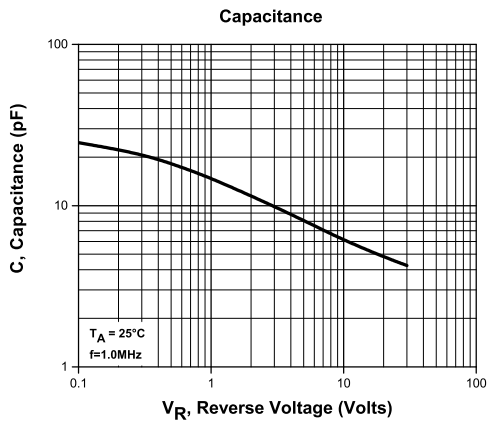
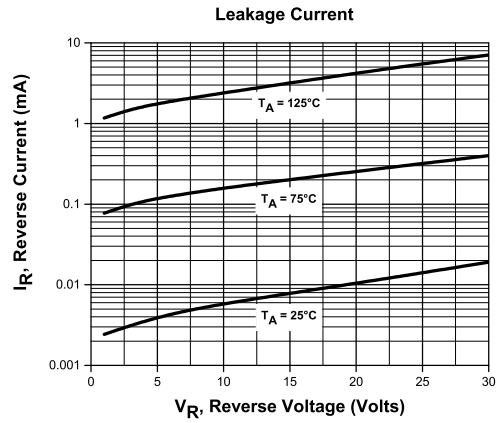
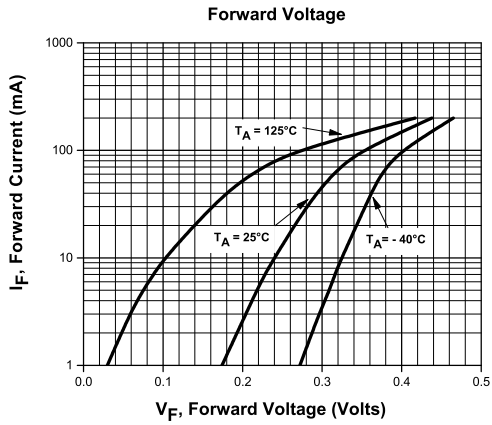
R6 (13-November 2015)

CMOSH2-4L

SURFACE MOUNT SILICON
HIGH CURRENT
LOW V_F SCHOTTKY DIODE



TYPICAL ELECTRICAL CHARACTERISTICS



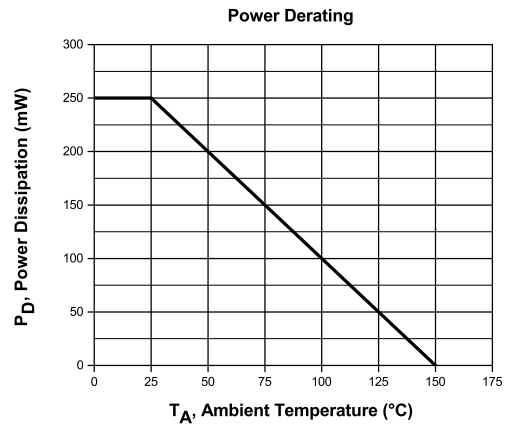
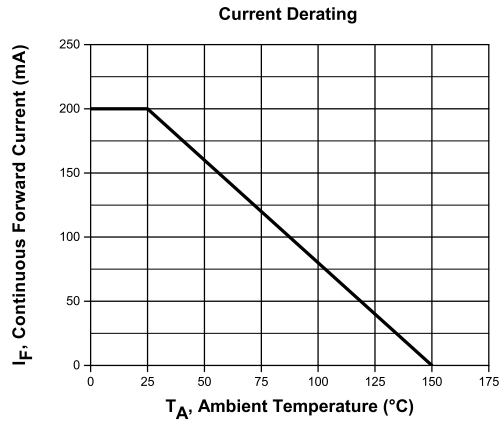
R6 (13-November 2015)

CMOSH2-4L

SURFACE MOUNT SILICON
HIGH CURRENT
LOW V_F SCHOTTKY DIODE



TYPICAL ELECTRICAL CHARACTERISTICS



R6 (13-November 2015)

OUTSTANDING SUPPORT AND SUPERIOR SERVICES



PRODUCT SUPPORT

Central's operations team provides the highest level of support to insure product is delivered on-time.

- Supply management (Customer portals)
- Inventory bonding
- Consolidated shipping options
- Custom bar coding for shipments
- Custom product packing

DESIGNER SUPPORT/SERVICES

Central's applications engineering team is ready to discuss your design challenges. Just ask.

- Free quick ship samples (2nd day air)
- Online technical data and parametric search
- SPICE models
- Custom electrical curves
- Environmental regulation compliance
- Customer specific screening
- Up-screening capabilities
- Special wafer diffusions
- PbSn plating options
- Package details
- Application notes
- Application and design sample kits
- Custom product and package development

REQUESTING PRODUCT PLATING

1. If requesting Tin/Lead plated devices, add the suffix "TIN/LEAD" to the part number when ordering (example: 2N2222A TIN/LEAD).
2. If requesting Lead (Pb) Free plated devices, add the suffix "PBFREE" to the part number when ordering (example: 2N2222A PBFREE).

CONTACT US

Corporate Headquarters & Customer Support Team

Central Semiconductor Corp.
145 Adams Avenue
Hauppauge, NY 11788 USA
Main Tel: (631) 435-1110
Main Fax: (631) 435-1824
Support Team Fax: (631) 435-3388
www.centrasemi.com

Worldwide Field Representatives:
www.centrasemi.com/wwreps

Worldwide Distributors:
www.centrasemi.com/wwdistributors

For the latest version of Central Semiconductor's **LIMITATIONS AND DAMAGES DISCLAIMER**, which is part of Central's Standard Terms and Conditions of sale, visit: www.centrasemi.com/terms