

CMLSH05-10DA

SURFACE MOUNT SILICON  
DUAL, ISOLATED OPPOSING  
SCHOTTKY DIODE




www.centrasemi.com

**DESCRIPTION:**

The CENTRAL SEMICONDUCTOR CMLSH05-10DA consists of two (2) individual electrically isolated 100 Volt Schottky diodes with opposing polarity and packaged in the space saving SOT-563 surface mount case. This device has been designed for size constrained applications requiring high voltage Schottky diodes.

**MARKING CODE: 10C**



SOT-563 CASE

**APPLICATIONS:**

- LED drive circuits
- DC-DC converter output rectification
- Power management
- Reverse polarity protection

**FEATURES:**

- Smallest available 100V dual, isolated Schottky diode
- High reverse voltage
- Low forward voltage
- Low reverse leakage current

**MAXIMUM RATINGS:** ( $T_A=25^\circ\text{C}$ )

Peak Repetitive Reverse Voltage  
Continuous Forward Current  
Peak Forward Surge Current,  $t_p=10\text{ms}$   
Power Dissipation  
Operating and Storage Junction Temperature  
Thermal Resistance

SYMBOL		UNITS
$V_{RRM}$	100	V
$I_F$	500	mA
$I_{FSM}$	750	mA
$P_D$	250	mW
$T_J, T_{stg}$	-65 to +150	$^\circ\text{C}$
$\theta_{JA}$	500	$^\circ\text{C/W}$

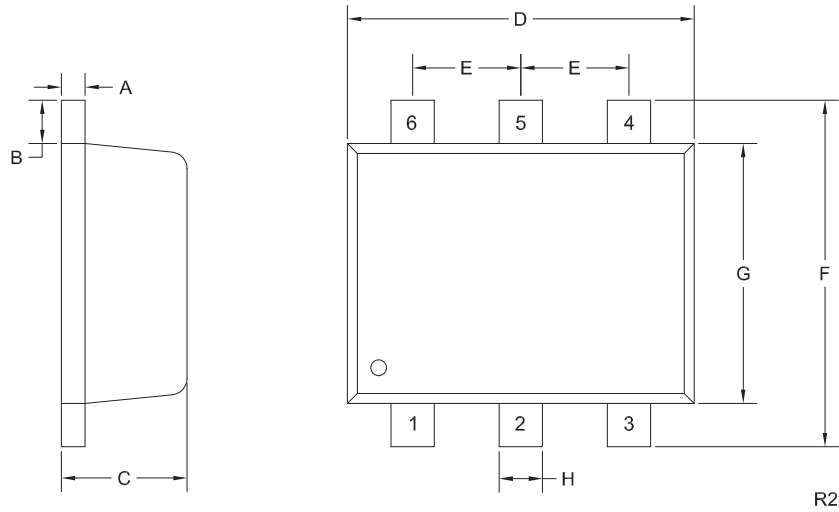
**ELECTRICAL CHARACTERISTICS PER DIODE:** ( $T_A=25^\circ\text{C}$  unless otherwise noted)

SYMBOL	TEST CONDITIONS	MIN	TYP	MAX	UNITS
$I_R$	$V_R=100\text{V}$		0.1	5.0	$\mu\text{A}$
$BV_R$	$I_R=200\mu\text{A}$	100	110		V
$V_F$	$I_F=500\text{mA}$		0.82	0.85	V

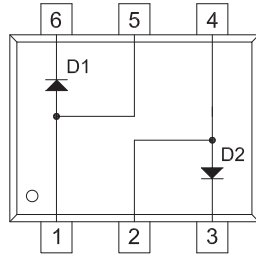
**CMLSH05-10DA**  
**SURFACE MOUNT SILICON**  
**DUAL, ISOLATED OPPOSING**  
**SCHOTTKY DIODE**



**SOT-563 CASE - MECHANICAL OUTLINE**



**PIN CONFIGURATION**



SYMBOL	INCHES		MILLIMETERS	
	MIN	MAX	MIN	MAX
A	0.0027	0.007	0.07	0.18
B	0.008		0.20	
C	0.017	0.024	0.45	0.60
D	0.059	0.067	1.50	1.70
E	0.020		0.50	
F	0.059	0.067	1.50	1.70
G	0.043	0.051	1.10	1.30
H	0.006	0.012	0.15	0.30

SOT-563 (REV: R2)

**LEAD CODE:**

- 1) Anode D1
- 2) Anode D2
- 3) Cathode D2
- 4) Anode D2
- 5) Anode D1
- 6) Cathode D1

**MARKING CODE: 10C**

R4 (1-July 2015)

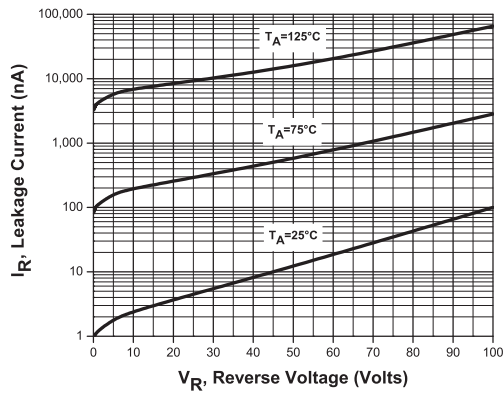
CMLSH05-10DA

SURFACE MOUNT SILICON  
DUAL, ISOLATED OPPOSING  
SCHOTTKY DIODE

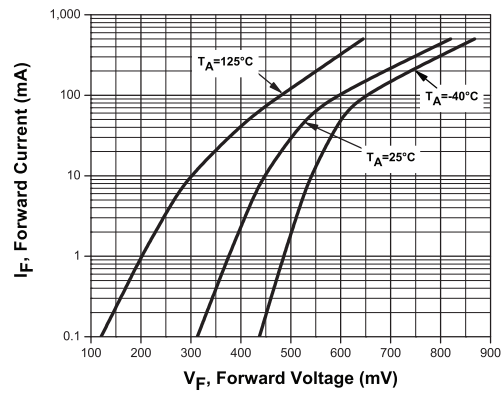


### TYPICAL ELECTRICAL CHARACTERISTICS

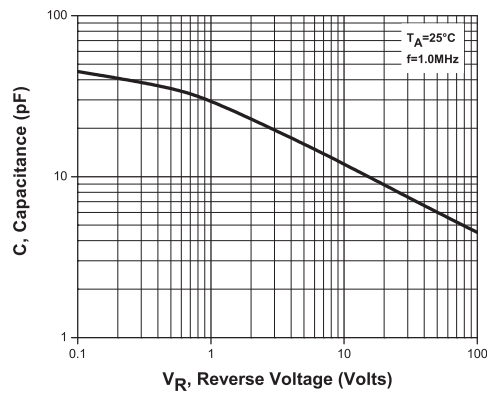
Typical Per Diode Leakage Current



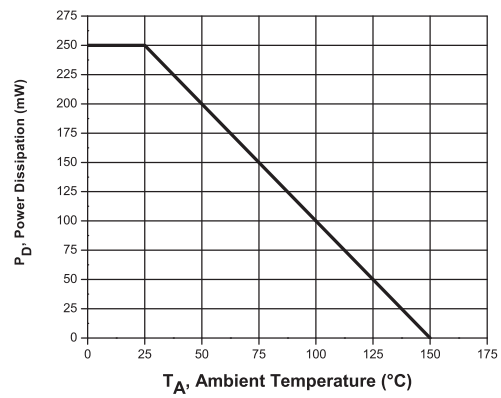
Typical Per Diode Forward Voltage



Typical Per Diode Capacitance



Power Derating



R4 (1-July 2015)

## OUTSTANDING SUPPORT AND SUPERIOR SERVICES



---

### PRODUCT SUPPORT

Central's operations team provides the highest level of support to insure product is delivered on-time.

- Supply management (Customer portals)
- Inventory bonding
- Consolidated shipping options
- Custom bar coding for shipments
- Custom product packing

---

### DESIGNER SUPPORT/SERVICES

Central's applications engineering team is ready to discuss your design challenges. Just ask.

- Free quick ship samples (2<sup>nd</sup> day air)
- Online technical data and parametric search
- SPICE models
- Custom electrical curves
- Environmental regulation compliance
- Customer specific screening
- Up-screening capabilities
- Special wafer diffusions
- PbSn plating options
- Package details
- Application notes
- Application and design sample kits
- Custom product and package development

---

### REQUESTING PRODUCT PLATING

1. If requesting Tin/Lead plated devices, add the suffix " TIN/LEAD" to the part number when ordering (example: 2N2222A TIN/LEAD).
2. If requesting Lead (Pb) Free plated devices, add the suffix " PBFREE" to the part number when ordering (example: 2N2222A PBFREE).

---

### CONTACT US

#### Corporate Headquarters & Customer Support Team

Central Semiconductor Corp.  
145 Adams Avenue  
Hauppauge, NY 11788 USA  
Main Tel: (631) 435-1110  
Main Fax: (631) 435-1824  
Support Team Fax: (631) 435-3388  
[www.centrasemi.com](http://www.centrasemi.com)

**Worldwide Field Representatives:**  
[www.centrasemi.com/wwreps](http://www.centrasemi.com/wwreps)

**Worldwide Distributors:**  
[www.centrasemi.com/wwdistributors](http://www.centrasemi.com/wwdistributors)

---

For the latest version of Central Semiconductor's **LIMITATIONS AND DAMAGES DISCLAIMER**, which is part of Central's Standard Terms and Conditions of sale, visit: [www.centrasemi.com/terms](http://www.centrasemi.com/terms)