

CMLDM3757**SURFACE MOUNT SILICON
N-CHANNEL AND P-CHANNEL
ENHANCEMENT-MODE
COMPLEMENTARY MOSFET****SOT-563 CASE**www.centrasemi.com**DESCRIPTION:**

The CENTRAL SEMICONDUCTOR CMLDM3757 consists of complementary silicon N-Channel and P-Channel enhancement-mode MOSFETs designed for high speed pulsed amplifier and driver applications. These MOSFETs offer very low $r_{DS(ON)}$ and low threshold voltage.

MARKING CODE: 3C7**FEATURES:**

- ESD protection up to 1800V (Human Body Model)
- 350mW power dissipation
- Very low $r_{DS(ON)}$
- Low threshold voltage
- Logic level compatible
- Small, SOT-563 surface mount package

APPLICATIONS:

- Load/Power switches
- Power supply converter circuits
- Battery powered portable devices

MAXIMUM RATINGS: ($T_A=25^\circ\text{C}$)

Drain-Source Voltage
Gate-Source Voltage
Continuous Drain Current (Steady State)
Maximum Pulsed Drain Current ($t_p=10\mu\text{s}$)
Power Dissipation (Note 1)
Power Dissipation (Note 2)
Power Dissipation (Note 3)
Operating and Storage Junction Temperature
Thermal Resistance (Note 1)

SYMBOL	N-CH (Q1)	P-CH (Q2)	UNITS
V_{DS}	20		V
V_{GS}	8.0		V
I_D	540	430	mA
I_{DM}	1500	750	mA
P_D	350		mW
P_D	300		mW
P_D	150		mW
T_J, T_{stg}	-65 to +150		$^\circ\text{C}$
θ_{JA}	357		$^\circ\text{C/W}$

ELECTRICAL CHARACTERISTICS: ($T_A=25^\circ\text{C}$)

SYMBOL	TEST CONDITIONS	N-CH (Q1)			P-CH (Q2)			UNITS
		MIN	TYP	MAX	MIN	TYP	MAX	
I_{GSSF}, I_{GSSR}	$V_{GS}=4.5\text{V}, V_{DS}=0$	-	-	5.0	-	-	2.0	μA
I_{DSS}	$V_{DS}=16\text{V}, V_{GS}=0$	-	-	1.0	-	-	1.0	μA
BV_{DSS}	$V_{GS}=0, I_D=250\mu\text{A}$	20	-	-	20	-	-	V
$V_{GS(th)}$	$V_{DS}=V_{GS}, I_D=250\mu\text{A}$	0.45	-	1.0	0.45	-	1.0	V
V_{SD}	$V_{GS}=0, I_S=350\text{mA}$	-	-	1.2	-	-	1.2	V
$r_{DS(ON)}$	$V_{GS}=4.5\text{V}, I_D=540\text{mA}$	-	0.35	0.55	-	-	-	Ω
$r_{DS(ON)}$	$V_{GS}=4.5\text{V}, I_D=430\text{mA}$	-	-	-	-	0.4	0.9	Ω
$r_{DS(ON)}$	$V_{GS}=2.5\text{V}, I_D=500\text{mA}$	-	0.5	0.7	-	-	-	Ω
$r_{DS(ON)}$	$V_{GS}=2.5\text{V}, I_D=300\text{mA}$	-	-	-	-	0.55	1.2	Ω
$r_{DS(ON)}$	$V_{GS}=1.8\text{V}, I_D=350\text{mA}$	-	0.7	0.9	-	-	-	Ω
$r_{DS(ON)}$	$V_{GS}=1.8\text{V}, I_D=150\text{mA}$	-	-	-	-	0.75	2.0	Ω

Notes: (1) Ceramic or aluminum core PC Board with copper mounting pad area of 4.0mm²(2) FR-4 Epoxy PC Board with copper mounting pad area of 4.0mm²(3) FR-4 Epoxy PC Board with copper mounting pad area of 1.4mm²

R6 (8-June 2015)

CMLDM3757

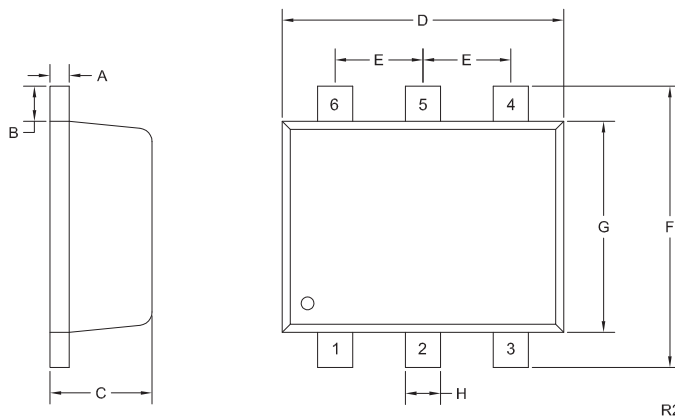
**SURFACE MOUNT SILICON
N-CHANNEL AND P-CHANNEL
ENHANCEMENT-MODE
COMPLEMENTARY MOSFETS**



ELECTRICAL CHARACTERISTICS - Continued: ($T_A=25^\circ\text{C}$)

SYMBOL	TEST CONDITIONS	N-CH (Q1)		P-CH (Q2)		UNITS
		TYP	MAX	TYP	MAX	
C_{rss}	$V_{DS}=16\text{V}, V_{GS}=0, f=1.0\text{MHz}$	-	20	-	20	pF
C_{iss}	$V_{DS}=16\text{V}, V_{GS}=0, f=1.0\text{MHz}$	-	150	-	175	pF
C_{oss}	$V_{DS}=16\text{V}, V_{GS}=0, f=1.0\text{MHz}$	-	25	-	30	pF
$Q_{g(\text{tot})}$	$V_{DS}=10\text{V}, V_{GS}=4.5\text{V}, I_D=500\text{mA}$	1.58	-	-	-	nC
$Q_{g(\text{tot})}$	$V_{DS}=10\text{V}, V_{GS}=4.5\text{V}, I_D=200\text{mA}$	-	-	1.2	-	nC
Q_{gs}	$V_{DS}=10\text{V}, V_{GS}=4.5\text{V}, I_D=500\text{mA}$	0.17	-	-	-	nC
Q_{gs}	$V_{DS}=10\text{V}, V_{GS}=4.5\text{V}, I_D=200\text{mA}$	-	-	0.24	-	nC
Q_{gd}	$V_{DS}=10\text{V}, V_{GS}=4.5\text{V}, I_D=500\text{mA}$	0.24	-	-	-	nC
Q_{gd}	$V_{DS}=10\text{V}, V_{GS}=4.5\text{V}, I_D=200\text{mA}$	-	-	0.36	-	nC
t_{on}	$V_{DD}=10\text{V}, V_{GS}=4.5\text{V}, I_D=540\text{mA}, R_G=10\Omega$	10	-	-	-	ns
t_{off}	$V_{DD}=10\text{V}, V_{GS}=4.5\text{V}, I_D=540\text{mA}, R_G=10\Omega$	25	-	-	-	ns
t_{on}	$V_{DD}=10\text{V}, V_{GS}=4.5\text{V}, I_D=215\text{mA}, R_G=10\Omega$	-	-	38	-	ns
t_{off}	$V_{DD}=10\text{V}, V_{GS}=4.5\text{V}, I_D=215\text{mA}, R_G=10\Omega$	-	-	48	-	ns

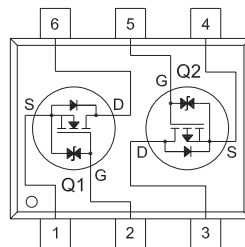
SOT-563 CASE - MECHANICAL OUTLINE



SYMBOL	DIMENSIONS			
	INCHES		MILLIMETERS	
	MIN	MAX	MIN	MAX
A	0.0027	0.007	0.07	0.18
B	0.008		0.20	
C	0.017	0.024	0.45	0.60
D	0.059	0.067	1.50	1.70
E	0.020		0.50	
F	0.059	0.067	1.50	1.70
G	0.043	0.051	1.10	1.30
H	0.006	0.012	0.15	0.30

SOT-563 (REV: R2)

PIN CONFIGURATION



LEAD CODE:

- 1) Source Q1
- 2) Gate Q1
- 3) Drain Q2
- 4) Source Q2
- 5) Gate Q2
- 6) Drain Q1

MARKING CODE: 3C7

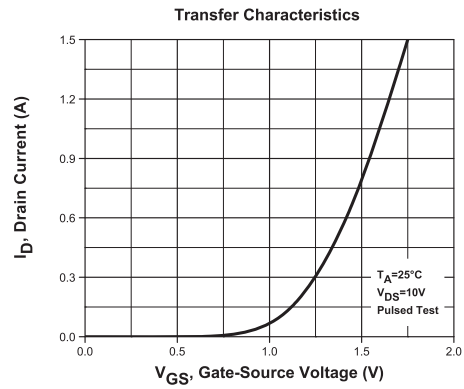
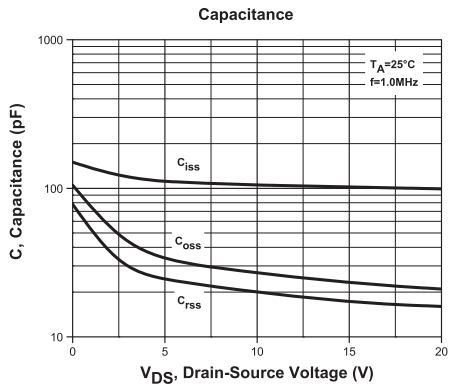
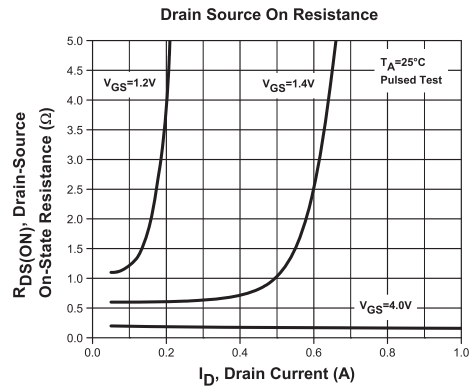
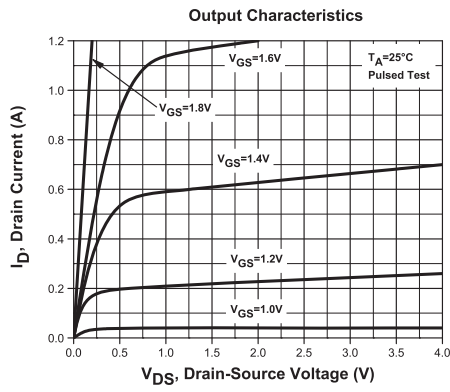
R6 (8-June 2015)

CMLDM3757

SURFACE MOUNT SILICON
N-CHANNEL AND P-CHANNEL
ENHANCEMENT-MODE
COMPLEMENTARY MOSFET



N-CHANNEL TYPICAL ELECTRICAL CHARACTERISTICS



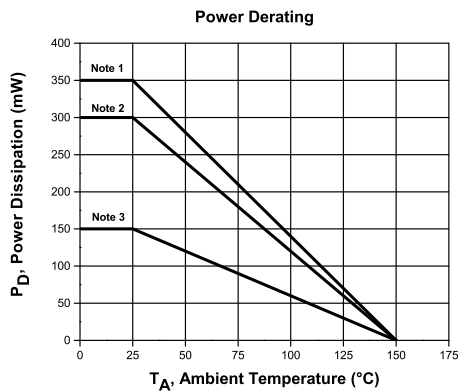
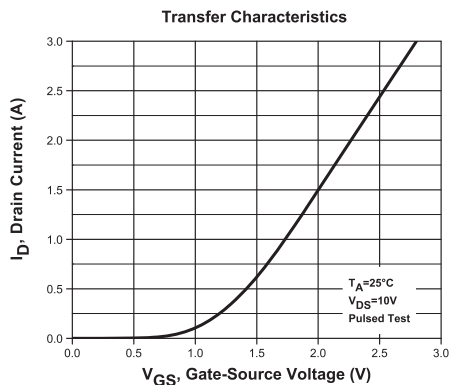
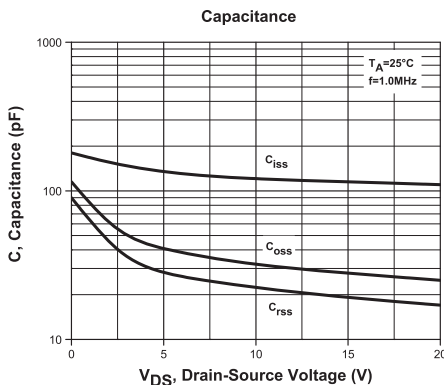
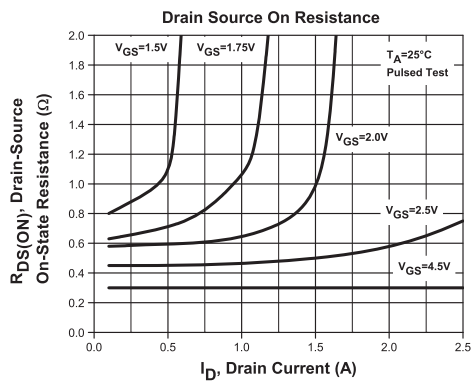
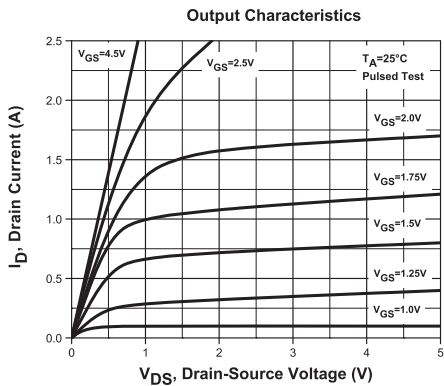
R6 (8-June 2015)

CMLDM3757

**SURFACE MOUNT SILICON
N-CHANNEL AND P-CHANNEL
ENHANCEMENT-MODE
COMPLEMENTARY MOSFET**



P-CHANNEL TYPICAL ELECTRICAL CHARACTERISTICS



R6 (8-June 2015)

OUTSTANDING SUPPORT AND SUPERIOR SERVICES



PRODUCT SUPPORT

Central's operations team provides the highest level of support to insure product is delivered on-time.

- Supply management (Customer portals)
- Inventory bonding
- Consolidated shipping options
- Custom bar coding for shipments
- Custom product packing

DESIGNER SUPPORT/SERVICES

Central's applications engineering team is ready to discuss your design challenges. Just ask.

- Free quick ship samples (2nd day air)
- Online technical data and parametric search
- SPICE models
- Custom electrical curves
- Environmental regulation compliance
- Customer specific screening
- Up-screening capabilities
- Special wafer diffusions
- PbSn plating options
- Package details
- Application notes
- Application and design sample kits
- Custom product and package development

REQUESTING PRODUCT PLATING

1. If requesting Tin/Lead plated devices, add the suffix " TIN/LEAD" to the part number when ordering (example: 2N2222A TIN/LEAD).
2. If requesting Lead (Pb) Free plated devices, add the suffix " PBFREE" to the part number when ordering (example: 2N2222A PBFREE).

CONTACT US

Corporate Headquarters & Customer Support Team

Central Semiconductor Corp.
145 Adams Avenue
Hauppauge, NY 11788 USA
Main Tel: (631) 435-1110
Main Fax: (631) 435-1824
Support Team Fax: (631) 435-3388
www.centrasemi.com

Worldwide Field Representatives:
www.centrasemi.com/wwreps

Worldwide Distributors:
www.centrasemi.com/wwdistributors

For the latest version of Central Semiconductor's **LIMITATIONS AND DAMAGES DISCLAIMER**, which is part of Central's Standard Terms and Conditions of sale, visit: www.centrasemi.com/terms