


CJD31C NPN
CJD32C PNP

**SURFACE MOUNT SILICON
COMPLEMENTARY
POWER TRANSISTORS**



www.centrasemi.com

**DPAK
POWER!**



DPAK CASE

DESCRIPTION:

The CENTRAL SEMICONDUCTOR CJD31C and CJD32C are complementary silicon power transistors manufactured by the epitaxial base process, mounted in a surface mount package, and designed for power amplifier and high speed switching applications.

MARKING: FULL PART NUMBER

MAXIMUM RATINGS: ($T_C=25^\circ\text{C}$ unless otherwise noted)

	SYMBOL		UNITS
Collector-Base Voltage	V_{CBO}	100	V
Collector-Emitter Voltage	V_{CEO}	100	V
Emitter-Base Voltage	V_{EBO}	5.0	V
Continuous Collector Current	I_C	3.0	A
Peak Collector Current	I_{CM}	5.0	A
Continuous Base Current	I_B	1.0	A
Power Dissipation	P_D	15	W
Power Dissipation ($T_A=25^\circ\text{C}$)	P_D	1.56	W
Operating and Storage Junction Temperature	T_J, T_{stg}	-65 to +150	$^\circ\text{C}$
Thermal Resistance	θ_{JC}	8.33	$^\circ\text{C/W}$
Thermal Resistance	θ_{JA}	80.1	$^\circ\text{C/W}$

ELECTRICAL CHARACTERISTICS: ($T_C=25^\circ\text{C}$ unless otherwise noted)

SYMBOL	TEST CONDITIONS	MIN	MAX	UNITS
I_{CEO}	$V_{CE}=60\text{V}$		50	μA
I_{CES}	$V_{CE}=100\text{V}$		20	μA
I_{EBO}	$V_{EB}=5.0\text{V}$		1.0	mA
BV_{CEO}	$I_C=30\text{mA}$	100		V
$V_{CE(SAT)}$	$I_C=3.0\text{A}, I_B=375\text{mA}$		1.2	V
$V_{BE(ON)}$	$V_{CE}=4.0\text{V}, I_C=3.0\text{A}$		1.8	V
h_{FE}	$V_{CE}=4.0\text{V}, I_C=1.0\text{A}$	25		
h_{FE}	$V_{CE}=4.0\text{V}, I_C=3.0\text{A}$	10	50	
f_T	$V_{CE}=10\text{V}, I_C=500\text{mA}, f=1.0\text{MHz}$	3.0		MHz
h_{fe}	$V_{CE}=10\text{V}, I_C=500\text{mA}, f=1.0\text{kHz}$	20		

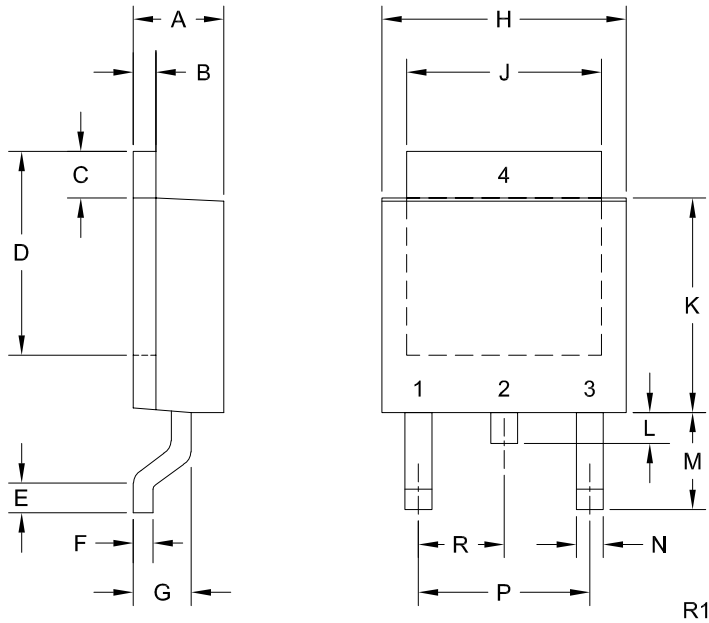
R4 (14-January 2020)

CJD31C NPN
CJD32C PNP

**SURFACE MOUNT SILICON
COMPLEMENTARY
POWER TRANSISTORS**



DPAK CASE - MECHANICAL OUTLINE



LEAD CODE:

- 1) Base
- 2) Collector
- 3) Emitter
- 4) Collector

MARKING:

FULL PART NUMBER

SYMBOL	DIMENSIONS		DIMENSIONS	
	INCHES		MILLIMETERS	
	MIN	MAX	MIN	MAX
A	0.083	0.108	2.10	2.75
B	0.016	0.032	0.40	0.81
C	0.035	0.063	0.89	1.60
D	0.203	0.228	5.15	5.79
E	0.020	-	0.51	-
F	0.016	0.024	0.40	0.60
G	0.051	0.071	1.30	1.80
H	0.248	0.268	6.30	6.81
J	0.197	0.217	5.00	5.50
K	0.209	0.245	5.30	6.22
L	0.025	0.040	0.64	1.02
M	0.090	0.115	2.30	2.91
N	0.012	0.045	0.30	1.14
P	0.180		4.60	
R	0.090		2.30	

DPAK (REV: R1)

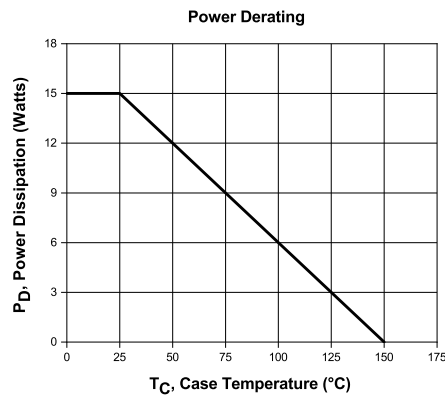
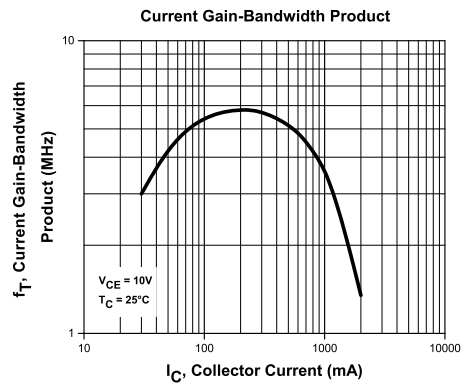
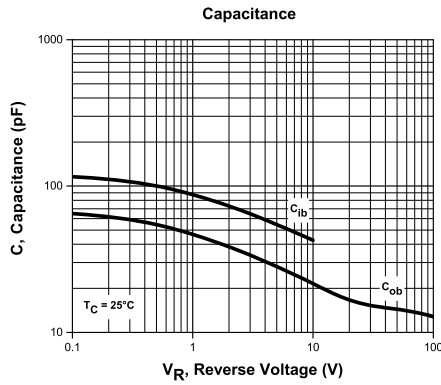
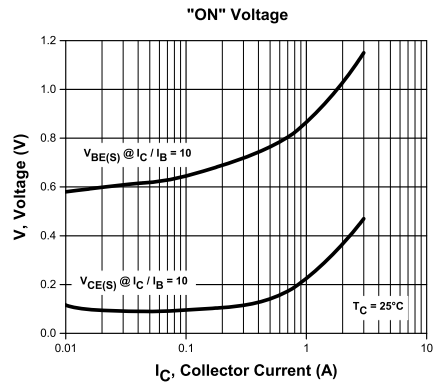
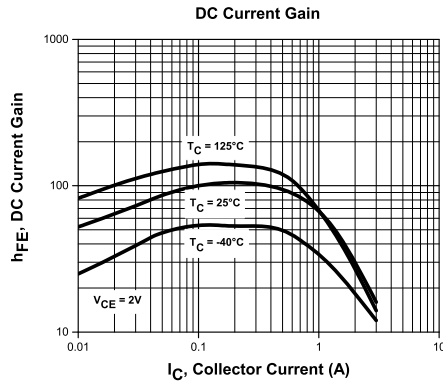
R4 (14-January 2020)

CJD31C NPN
CJD32C PNP

SURFACE MOUNT SILICON
COMPLEMENTARY
POWER TRANSISTORS



TYPICAL ELECTRICAL CHARACTERISTICS



R4 (14-January 2020)

OUTSTANDING SUPPORT AND SUPERIOR SERVICES



PRODUCT SUPPORT

Central's operations team provides the highest level of support to insure product is delivered on-time.

- Supply management (Customer portals)
- Inventory bonding
- Consolidated shipping options
- Custom bar coding for shipments
- Custom product packing

DESIGNER SUPPORT/SERVICES

Central's applications engineering team is ready to discuss your design challenges. Just ask.

- Free quick ship samples (2nd day air)
- Online technical data and parametric search
- SPICE models
- Custom electrical curves
- Environmental regulation compliance
- Customer specific screening
- Up-screening capabilities
- Special wafer diffusions
- PbSn plating options
- Package details
- Application notes
- Application and design sample kits
- Custom product and package development

REQUESTING PRODUCT PLATING

1. If requesting Tin/Lead plated devices, add the suffix "TIN/LEAD" to the part number when ordering (example: 2N2222A TIN/LEAD).
2. If requesting Lead (Pb) Free plated devices, add the suffix "PBFREE" to the part number when ordering (example: 2N2222A PBFREE).

CONTACT US

Corporate Headquarters & Customer Support Team

Central Semiconductor Corp.
145 Adams Avenue
Hauppauge, NY 11788 USA
Main Tel: (631) 435-1110
Main Fax: (631) 435-1824
Support Team Fax: (631) 435-3388
www.centrasemi.com

Worldwide Field Representatives:
www.centrasemi.com/wwreps

Worldwide Distributors:
www.centrasemi.com/wwdistributors

For the latest version of Central Semiconductor's **LIMITATIONS AND DAMAGES DISCLAIMER**, which is part of Central's Standard Terms and Conditions of sale, visit: www.centrasemi.com/terms