

CMSH1-20M CMSH1-60M
CMSH1-40M CMSH1-100M

**SURFACE MOUNT SILICON
SCHOTTKY RECTIFIERS
1.0 AMP, 20 THRU 100 VOLT**



SMA CASE



www.centrasemi.com

DESCRIPTION:

The CENTRAL SEMICONDUCTOR CMSH1-20M series 1.0 Amp surface mount silicon Schottky rectifier is a well constructed, highly reliable component designed for use in all types of commercial, industrial, entertainment, computer, and automotive applications.

MARKING CODE: SEE MARKING CODE TABLE ON FOLLOWING PAGE

FEATURES:

- High reliability
- Special selections available

MAXIMUM RATINGS: ($T_A=25^\circ\text{C}$ unless otherwise noted)

	SYMBOL	CMSH1 -20M	CMSH1 -40M	CMSH1 -60M	CMSH1 -100M	UNITS
Peak Repetitive Reverse Voltage	V_{RRM}	20	40	60	100	V
DC Blocking Voltage	V_R	20	40	60	100	V
RMS Reverse Voltage	$V_{R(RMS)}$	14	28	42	70	V
Average Forward Current ($T_L=75^\circ\text{C}$)	I_O	1.0	1.0			A
Average Forward Current ($T_L=100^\circ\text{C}$)	I_O			1.0	1.0	A
Peak Forward Surge Current, $t_p=8.3\text{ms}$	I_{FSM}			30		A
Power Dissipation	P_D			1.4		W
Operating and Storage Junction Temperature	T_J, T_{stg}			-65 to +150		$^\circ\text{C}$
Thermal Resistance	θ_{JA}			89		$^\circ\text{C/W}$
Thermal Resistance	θ_{JL}			30		$^\circ\text{C/W}$

ELECTRICAL CHARACTERISTICS: ($T_A=25^\circ\text{C}$ unless otherwise noted)

SYMBOL	TEST CONDITIONS	TYP	MAX	UNITS
I_R	$V_R=\text{Rated } V_{RRM}$		0.50	mA
I_R	$V_R=\text{Rated } V_{RRM}, T_A=100^\circ\text{C}$		10	mA
V_F	$I_F=1.0\text{A (CMSH1-20M)}$	0.47	0.50	V
V_F	$I_F=1.0\text{A (CMSH1-40M)}$	0.48	0.50	V
V_F	$I_F=1.0\text{A (CMSH1-60M)}$	0.60	0.70	V
V_F	$I_F=1.0\text{A (CMSH1-100M)}$	0.76	0.85	V
C_J	$V_R=4.0\text{V}, f=1.0\text{MHz (CMSH1-20M)}$	42		pF
C_J	$V_R=4.0\text{V}, f=1.0\text{MHz (CMSH1-40M)}$	55		pF
C_J	$V_R=4.0\text{V}, f=1.0\text{MHz (CMSH1-60M)}$	43		pF
C_J	$V_R=4.0\text{V}, f=1.0\text{MHz (CMSH1-100M)}$	29		pF

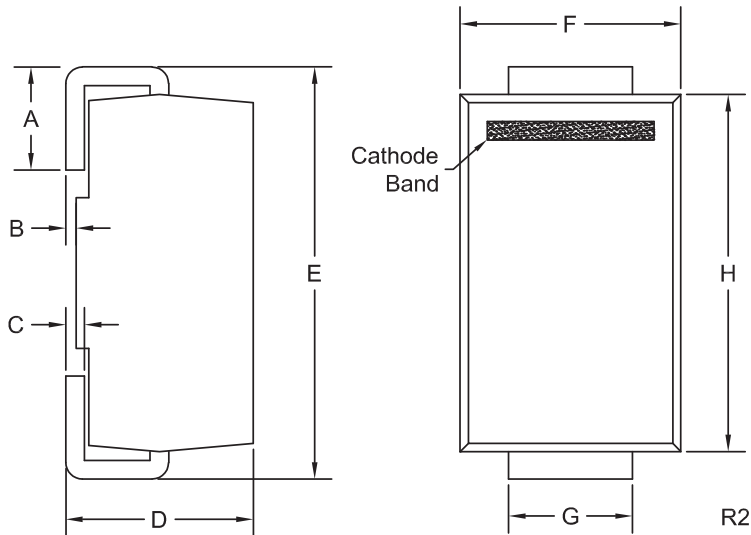
R7 (24-November 2015)

CMSH1-20M CMSH1-60M
 CMSH1-40M CMSH1-100M



**SURFACE MOUNT SILICON
 SCHOTTKY RECTIFIERS
 1.0 AMP, 20 THRU 100 VOLT**

SMA CASE - MECHANICAL OUTLINE



DEVICE	MARKING CODE
CMSH1-20M	CS20M
CMSH1-40M	CS40M
CMSH1-60M	CS60M
CMSH1-100M	CS100M

SYMBOL	INCHES		MILLIMETERS	
	MIN	MAX	MIN	MAX
A	0.030	0.060	0.76	1.52
B	0.004	0.008	0.10	0.20
C	0.006	0.012	0.15	0.30
D	0.078	0.103	1.98	2.62
E	0.188	0.220	4.78	5.59
F	0.090	0.115	2.29	2.92
G	0.050	0.070	1.27	1.78
H	0.157	0.181	3.99	4.60

SMA (REV: R2)

R7 (24-November 2015)

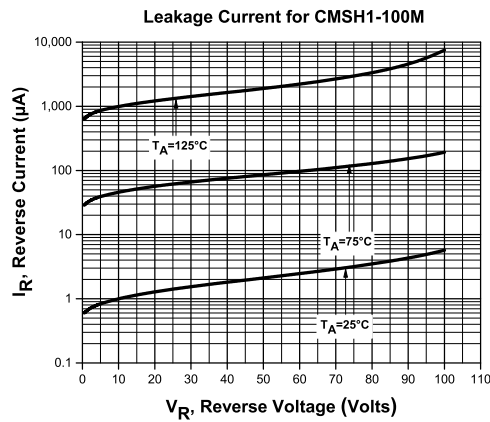
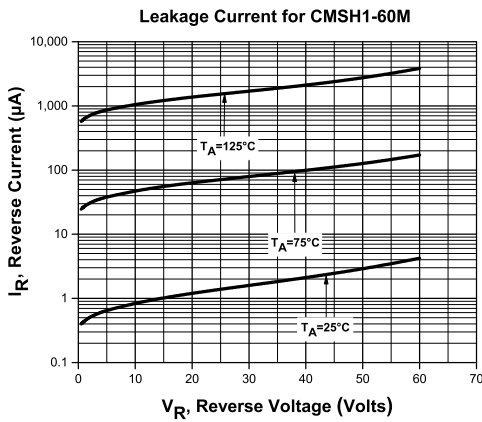
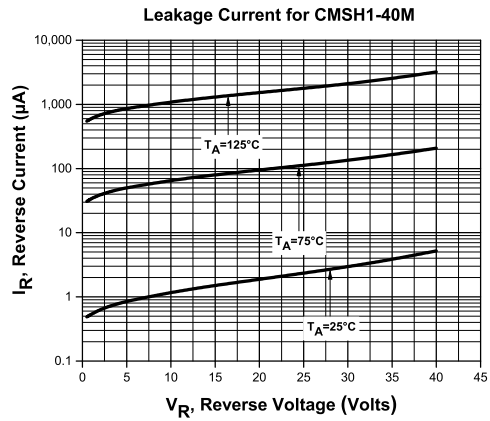
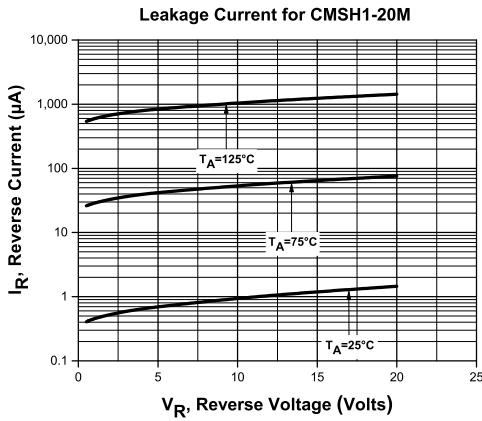
www.centalsemi.com

CMSH1-20M CMSH1-60M
 CMSH1-40M CMSH1-100M

SURFACE MOUNT SILICON
 SCHOTTKY RECTIFIERS
 1.0 AMP, 20 THRU 100 VOLT



TYPICAL ELECTRICAL CHARACTERISTICS



R7 (24-November 2015)

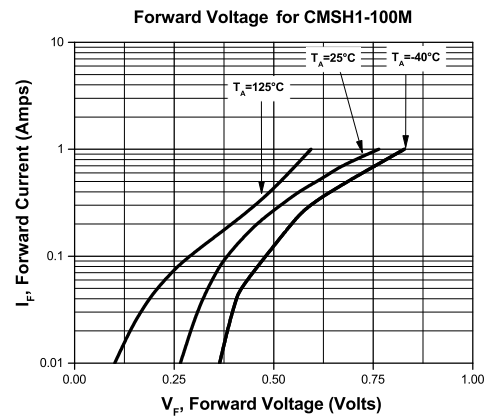
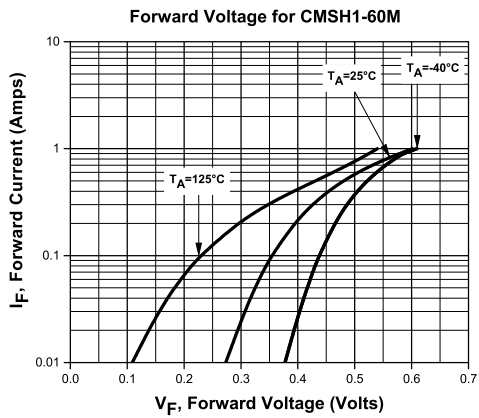
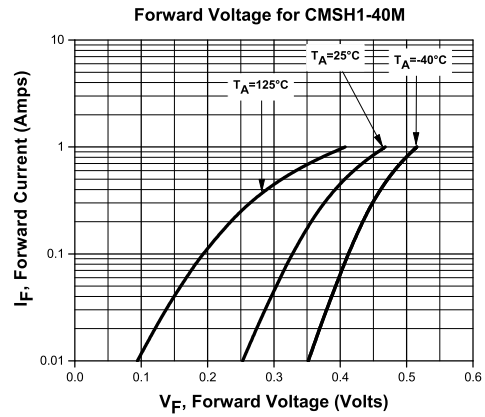
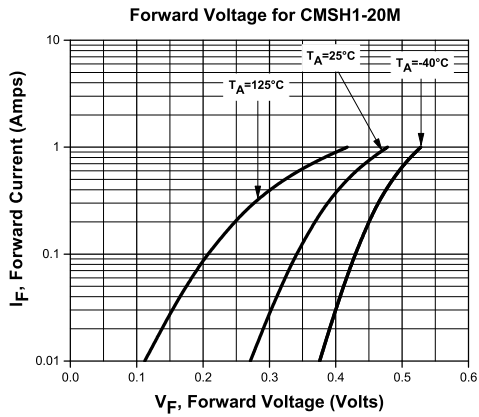
www.centrasemi.com

CMSH1-20M CMSH1-60M
 CMSH1-40M CMSH1-100M

SURFACE MOUNT SILICON
 SCHOTTKY RECTIFIERS
 1.0 AMP, 20 THRU 100 VOLT



TYPICAL ELECTRICAL CHARACTERISTICS



R7 (24-November 2015)

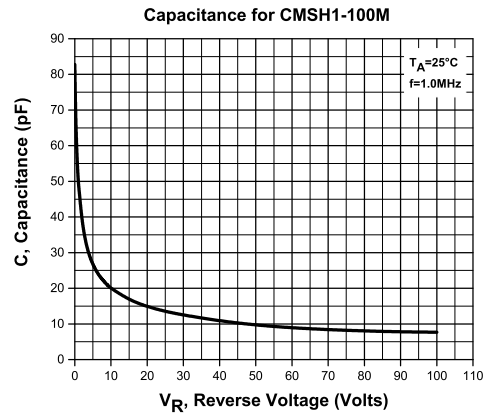
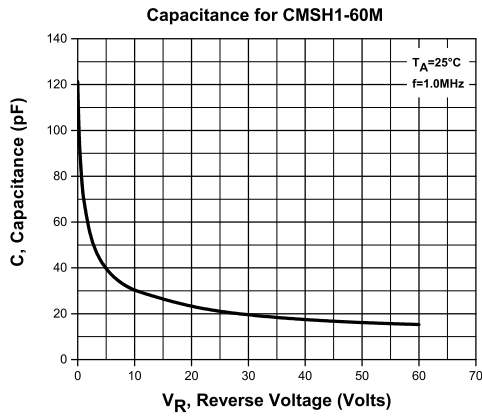
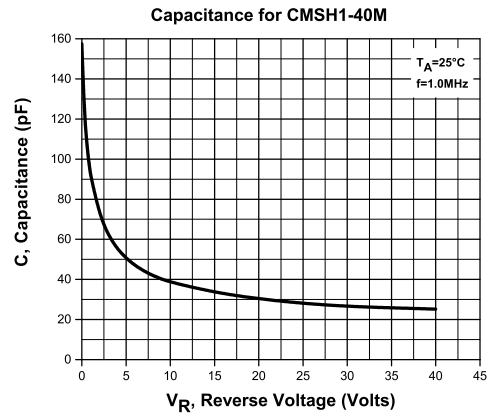
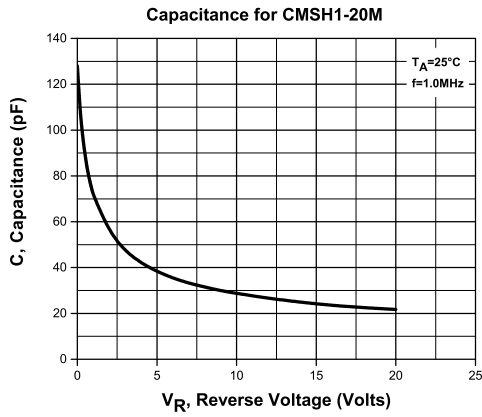
www.centrasemi.com

CMSH1-20M CMSH1-60M
CMSH1-40M CMSH1-100M

SURFACE MOUNT SILICON
SCHOTTKY RECTIFIERS
1.0 AMP, 20 THRU 100 VOLT



TYPICAL ELECTRICAL CHARACTERISTICS



R7 (24-November 2015)

www.centrasemi.com

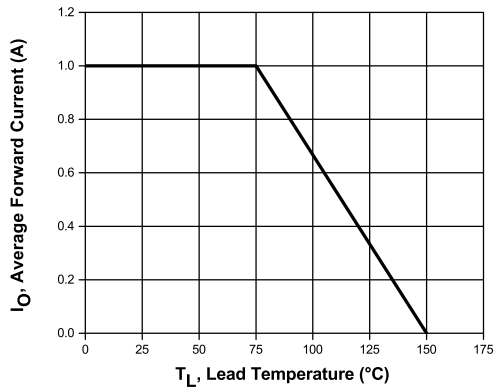
CMSH1-20M CMSH1-60M
CMSH1-40M CMSH1-100M

SURFACE MOUNT SILICON
SCHOTTKY RECTIFIERS
1.0 AMP, 20 THRU 100 VOLT

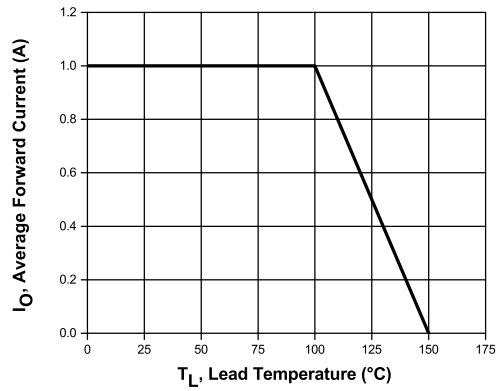


TYPICAL ELECTRICAL CHARACTERISTICS

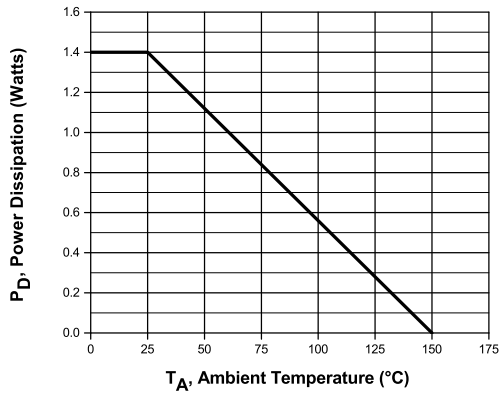
Current Derating for CMSH1-20M & CMSH1-40M



Current Derating for CMSH1-60M & CMSH1-100M



Power Derating



R7 (24-November 2015)

www.centrasemi.com



OUTSTANDING SUPPORT AND SUPERIOR SERVICES

PRODUCT SUPPORT

Central's operations team provides the highest level of support to insure product is delivered on-time.

- Supply management (Customer portals)
- Inventory bonding
- Consolidated shipping options
- Custom bar coding for shipments
- Custom product packing

DESIGNER SUPPORT/SERVICES

Central's applications engineering team is ready to discuss your design challenges. Just ask.

- Free quick ship samples (2nd day air)
- Online technical data and parametric search
- SPICE models
- Custom electrical curves
- Environmental regulation compliance
- Customer specific screening
- Up-screening capabilities
- Special wafer diffusions
- PbSn plating options
- Package details
- Application notes
- Application and design sample kits
- Custom product and package development

REQUESTING PRODUCT PLATING

1. If requesting Tin/Lead plated devices, add the suffix " TIN/LEAD" to the part number when ordering (example: 2N2222A TIN/LEAD).
2. If requesting Lead (Pb) Free plated devices, add the suffix " PBFREE" to the part number when ordering (example: 2N2222A PBFREE).

CONTACT US

Corporate Headquarters & Customer Support Team

Central Semiconductor Corp.
145 Adams Avenue
Hauppauge, NY 11788 USA
Main Tel: (631) 435-1110
Main Fax: (631) 435-1824
Support Team Fax: (631) 435-3388
www.centrasemi.com

Worldwide Field Representatives:
www.centrasemi.com/wwreps

Worldwide Distributors:
www.centrasemi.com/wwdistributors

For the latest version of Central Semiconductor's **LIMITATIONS AND DAMAGES DISCLAIMER**, which is part of Central's Standard Terms and Conditions of sale, visit: www.centrasemi.com/terms