

Features

- Multiturn / Wirewound / Industrial / Sealed
- Listed on the QPL per MIL-PRF-27208 and High-Rel MIL-PRF-39015
- Panel mount option available
- For trimmer applications/processing guidelines, click here

RT24/RTR24 - 3/8 " Square Trimpot® Trimming Potentiometer

Electrical Characteristics

Standard Resistance Range
RT24 .....10 to 10K ohms
RTR24.....500 to 10K ohms
(see standard resistance table)
Resistance Tolerance .....±5 % std.
Absolute Minimum Resistance
.....0.1 % or 1 ohm max.
(whichever is greater)
Noise .....100 ohms ENR max.
Resolution
..... (see standard resistance table)
Insulation Resistance ..... 500 vdc.
1,000 megohms min.
Dielectric Strength
Sea Level ..... 1,000 vac
80,000 Feet..... 350 vac
Adjustment Travel.....25 turns nom.

Environmental Characteristics

Power Rating @ 85 °C ..... 0.75 watt
Power Rating @ 150 °C ..... 0 watt
Temperature Range....-65 °C to +150 °C
Temperature Coefficient .....±50 ppm/°C
Seal Test..... 85 °C Fluorinert*
Humidity
RT24 .....(1 % ΔTR; 10 Megohms IR)
RTR24...(1 % ΔTR; 100 Megohms IR)
Vibration 20G
(1 % ΔTR; 0.5 % + resolution ΔVR)
Shock.....100G
(1 % ΔTR; 0.5 % + resolution ΔVR)
Load Life
RT24 .1,000 hours 0.75 watt @ 85 °C
(2 % ΔTR; 2 % + resolution ΔVR)
RTR24..... 10,000 hours 0.75 watt
@ 85 °C
(3 % + resolution ΔVR)
Rotational Life.....200 cycles
(2 % ΔTR)

Physical Characteristics

Torque..... 5.0 oz-in. max.
Mechanical Stops ..... Wiper idles
Terminals ..... MIL-STD-202; Method 208
Weight .....0.025 oz.
Marking..... Mil-spec part number
Wiper ..... 50 % (Actual TR) ±10 %
Flammability .....U.L. 94V-0
Standard Packaging ..... 50 pcs. per tube
Adjustment Tool H-90

Product Dimensions

RT24C2X/RTR24DX
Common Dimensions

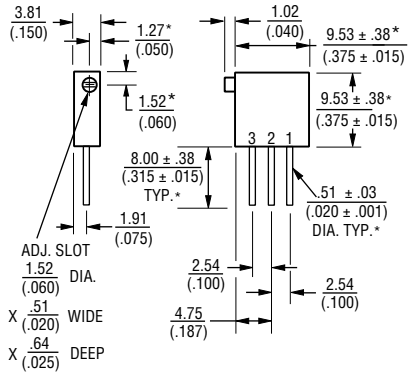

RT24C2P/RTR24DP

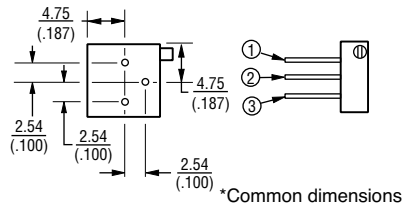

*Common dimensions

RT24C2W/RTR24DW

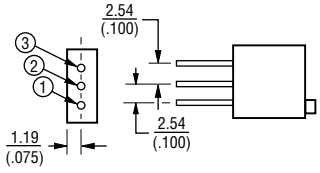

DIMENSIONS: MM (INCHES)

TOLERANCES: ± 0.25 (.010) EXCEPT WHERE NOTED

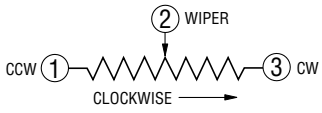

How To Order

MIL-PRF-27208 **RT24 C2 P 501**

Model
Characteristic
C = ±50 ppm/°C Temp. Coeff. Max.
2 = 85 °C Rating Temp.
150 °C Max. Operating Temp.
Terminal Style
Resistance Code

How To Order

MIL-PRF-39015 **RTR24 D P 202 M**

Model
Characteristic
D = ±50 ppm/°C Temp. Coeff. Max.
Terminal Style
Resistance Code
Failure Rate
M = 1.0 %

RT24 Standard Resistance Table

Resistance (Ohms)	Resistance Code	Nominal Resolution (Percent)
10	100	1.11
20	200	0.93
50	500	0.62
100	101	0.60
200	201	0.54
500	501	0.42
1,000	102	0.33
2,000	202	0.26
5,000	502	0.20
10,000	103	0.17

RTR24 Standard Resistance Table

Resistance (Ohms)	Resistance Code	Nominal Resolution (Percent)
500	501	0.60
1,000	102	0.40
2,000	202	0.30
5,000	502	0.25
10,000	103	0.19

REV. 12/12

*RoHS Directive 2002/95/EC Jan. 27, 2003 including annex and RoHS Recast 2011/65/EU June 8, 2011.
"Trimpot" is a registered trademark of Bourns, Inc.
Specifications are subject to change without notice.
Customers should verify actual device performance in their specific applications.