

**FEATURES**

**50W Constant Current LED Driver**

**LWC050 Series**

- High Efficiency & High Power Factor – Meets Energy Star & DLC
- 5 Year Warranty
- Over Voltage, Short Circuit & Optional Over Temperature Protection
- Class 2 Output (Some Models)
- Waterproof (IP67), Damp & Wet Location Rated (Some Models)
- Certified UL8750 & EN61347 & CE
- Wide Range Input 90-305 VAC
- RoHS Compliant



**SPECIFICATIONS**

	Model # (2)	Output Current (6)	Voltage Range(6)	PF (Min) (5)	Efficiency (Typ)		
					At 110V	At 220V	At 277V
See Part Number Builder to create your customized part	LWC050-035S1	350 mA	93~143V	0.90	89%	91%	91%
	LWC050-045S1	450 mA	72~111V	0.90	89%	91%	91%
	LWC050-054S1	540 mA	60~93V	0.90	89%	90%	91%
	LWC050-070S1	700 mA	46~71V	0.90	89%	90%	91%
	LWC050-105S3 (3)	1050 mA	31~48V	0.90	89%	90%	91%
	LWC050-140S2 (4)	1400 mA	23~36V	0.90	88%	88.5%	91%
	LWC050-167S2 (4)	1670 mA	20~30V	0.90	88%	88.5%	90.5%
	LWC050-210S2 (4)	2100 mA	16~24V	0.90	88%	88.5%	90.5%
	LWC050-240S2 (4)	2400 mA	14~21V	0.90	88%	88.5%	90.5%
	LWC050-280S2 (4)	2800 mA	12~18V	0.90	87%	88%	90.5%
	LWC050-333S2 (4)	3330 mA	10~15V	0.90	87%	88%	89%
	LWC050-417S2 (4)	4170 mA	8~12V	0.90	86.5%	87.5%	88.5%

Output	Load Regulation	±5%
	Line Regulation	±2%
	Current Range	±5%
	Turn-on Delay	2 sec. (Typ.) Measured at 110Vac input. / 1 sec. (Typ.) Measured at 220Vac input.
	Ripple & Noise (pk-pk)	3% Vo Measured by 20 MHz bandwidth oscilloscope and the output paralleled a 0.1 uF ceramic capacitor and a 10 uF electrolytic capacitor
Input	Input voltage	100~277 Vac
	Frequency Range	50Hz ~60Hz
	Inrush Current	75A at 230Vac input, 25°C Cold Start
	AC Current (Typ.)	0.56 A measured at full load and 100 Vac input / 0.25 measured at full load and 220 Vac input
	THD	< 20% measured at 100-277 Vac, from 75% to 100% Load
	Leakage Current	0.25 mA Measured at 277Vac 60Hz Input
Protection	Short Circuit	Protection type : Hiccup mode, recovers automatically after fault condition is removed
	Over Temperature	110°C Maximum temperature of components inside the case (Typ). Auto recovers after cooling (Optional)
	Over Voltage	Latch mode, recycle AC to restart.

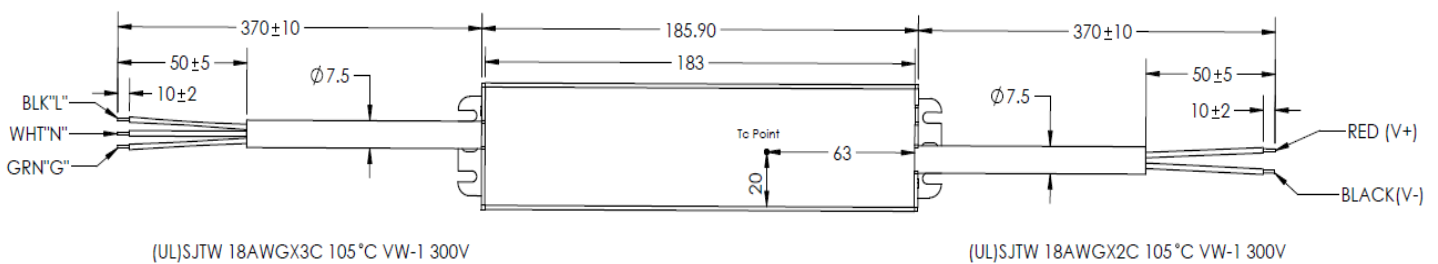


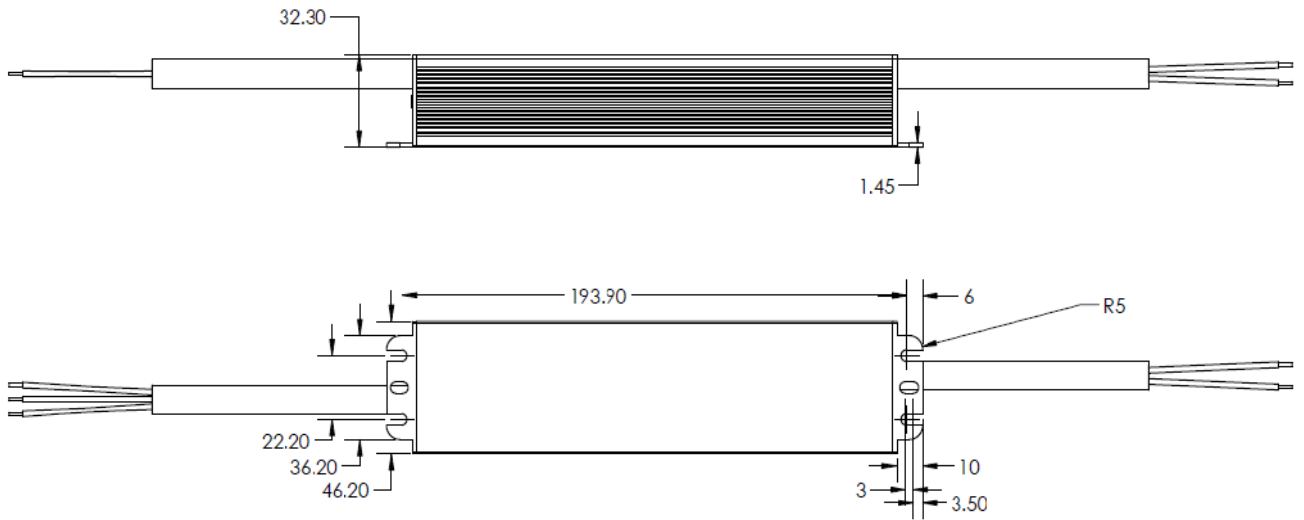
Environmental	Temperature Range	Operational	- 40°C ~+ 70°C (See Derating Curve)
		Storage	- 40 ~ +85°C
	Case Temperature	Max. +90 °C (See Mechanical Drawing for exact location)	
	Humidity	Operational	10% ~ 100% RH
Storage		5% ~100% R.H	
Safety & EMC	Safety Standards	UL8750, Compliance to UL1012 UL1310. CAN/CSA-C22.2 No. 223, CSA-C22.2 No. 107.1, CSA-C22.2 No. 250.0-13-12 EN61347.1, EN61347-2-13 and EN60529	
	EMI Conduction & Radiation	Meet EN55015 FCC Part 15 Class B	
	EMS Immunity	EN 61000-3-2, EN 61000-3-3, EN 61000-4-2, EN61000-4-3, EN61000-4-4, EN61000-4-5, EN 61000-4-6, EN 61000-4-8, EN 61000-4-11, EN 61547	
	Surge	EN61000-4-2 4kV contact discharge (6kV optional available)	
Others	MTBF	252,000 hours For 1400 mA output model, measured at 110V input, 80%Load and 25°C ambient temperature (MIL-HDBK-217F)	
	Lifetime	87,000 hours For 1400 mA output model, measured at 220V input, 80%Load and 45°C ambient temperature	
	Dimensions	Millimeters (L*W*H) 176.9*46.2*32.3	
	Weight	625g	

**Notes:**


1. If not specified all measurement done at full load and 230 Vac input.
2. A suffix-xxx may be added to denote variations or modifications to the base product, where x can be any alphanumeric character or blank.
3. Class 2 Output US & Canada
4. Class 2 output US
5. Minimum at 277Vac and 70% load
6. +/- 5%

**Mechanical Specification**

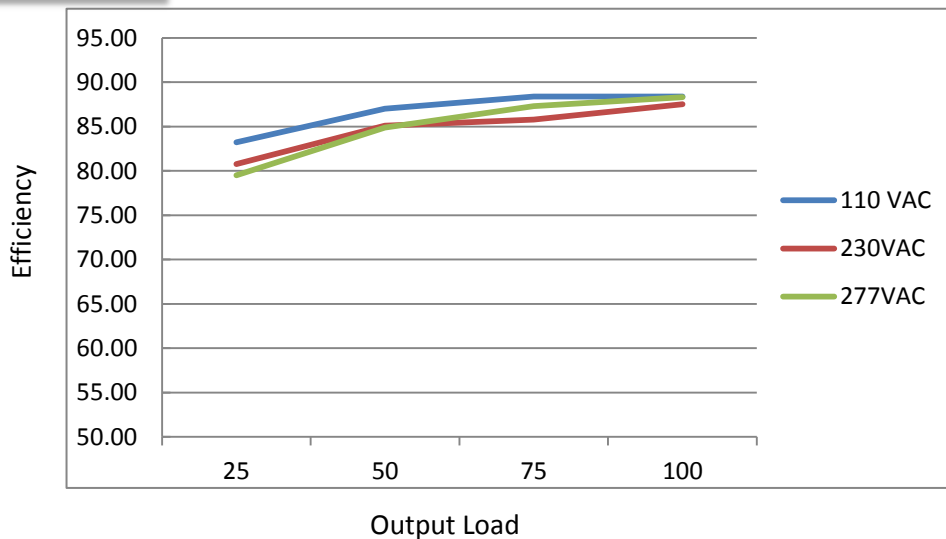




**Derating Curve**



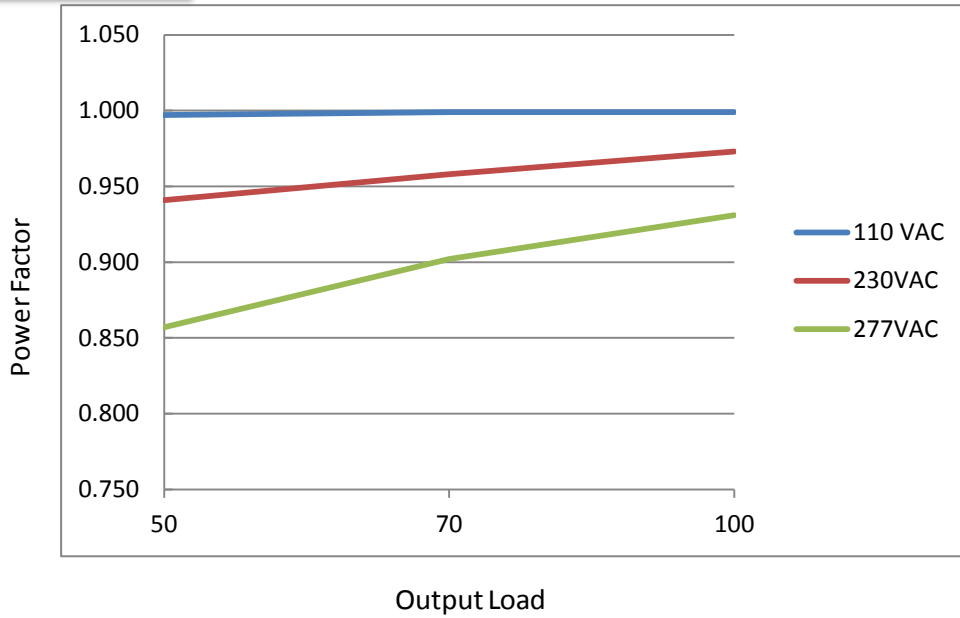
**Efficiency vs. Load**



1400mA model

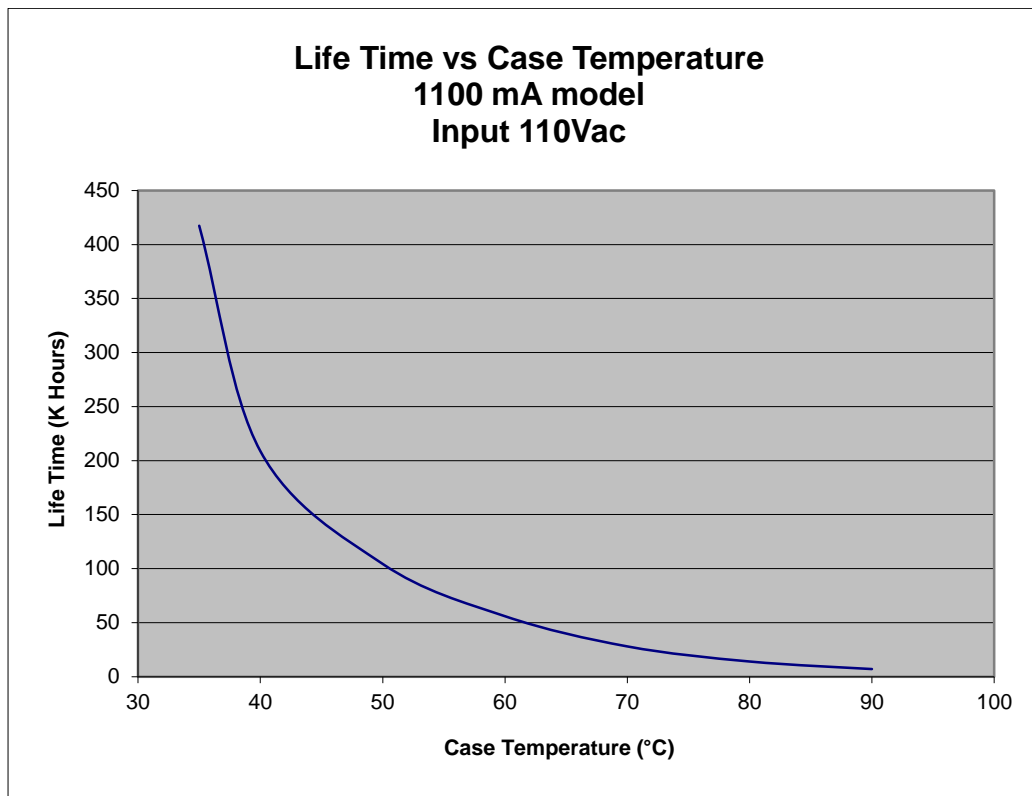


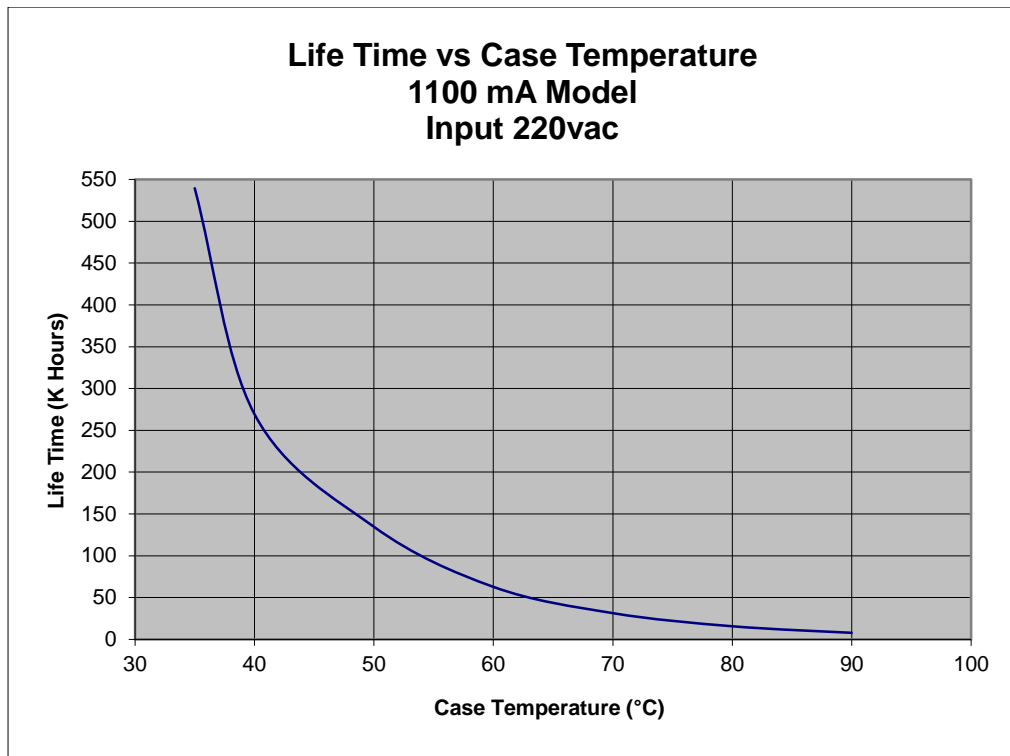
Power Factor Vs. Load



1400mA model

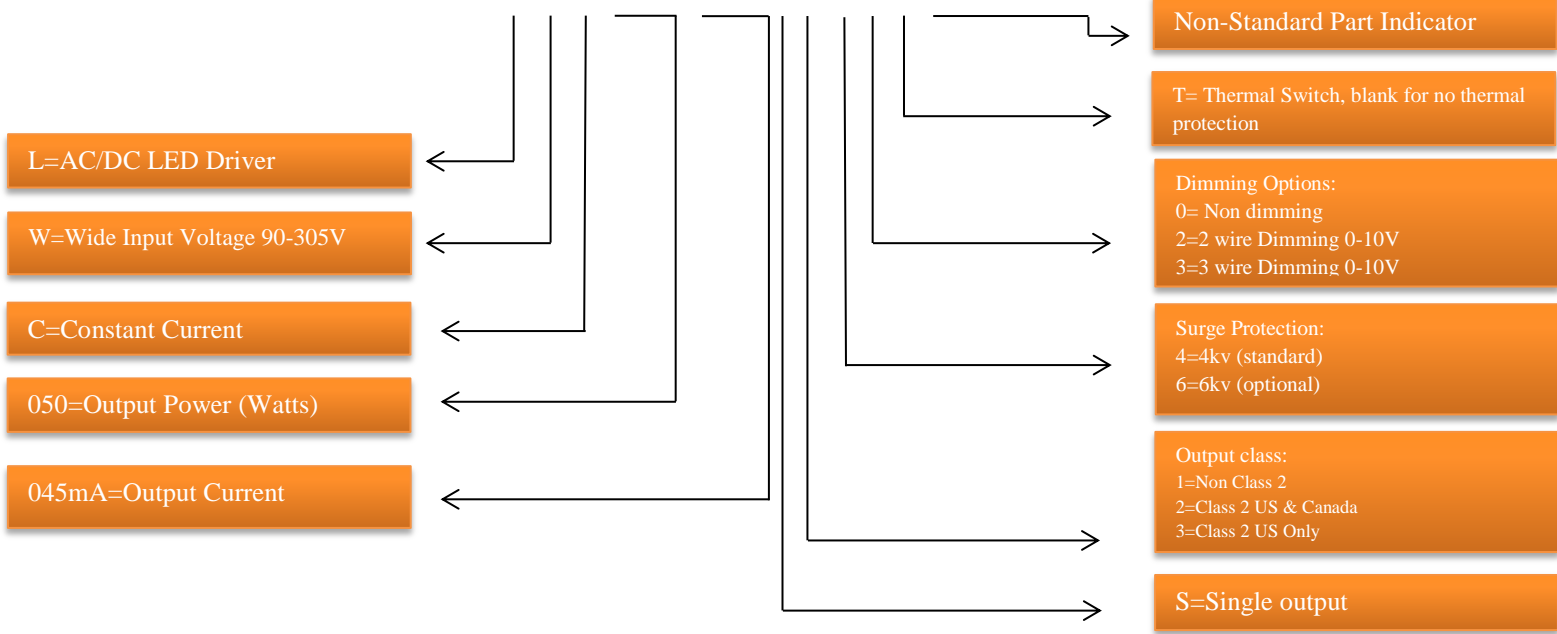
Life Time Vs. Case Temperature





## PART NUMBER SCHEME

### LWC050-045SX4XT-XXX



SPECIFICATIONS ARE SUBJECT TO CHANGE WITHOUT NOTICE AUTECH IS NOT RESPONSIBLE FOR ISSUES ARISING FROM ERRORS OR OMMISIONS

