

■ **Features**

- Power Rating: 50W
- Constant current design
- Output current(50mA-1000mA)
- Very high efficiency 92.7%
- Light control function, automatic lighting at night
- Automatic turn off at dawn
- Five time control
- Dimming function
- Infrared body sensor, delaying infrared body sensor
- Field programmable with IR port
- Battery reverse connection protection
- Solar panel reverse connection protection
- Battery discharge to the solar panel
- Battery low voltage disconnect protection
- LED SCP, OCP
- IP67
- 5-year warranty



*Product images are for illustrative purposes only and may vary from actual design.

■ **Application**

- Indoor or outdoor lights

■ **Model List***(See part number scheme for model number details)

Model Number	Driver Output Current	Driver Output Voltage	Charger Output Current	Charger Output Voltage	Solar Panel Input Voltage	Certification
LSDCDMPPT-050	50-1000mA	16-50V	6A	12V Batt	≤25V	CE

***Follow the link below for complete user guide for Remote Control Unit PRLCD.**

(Requires 2 AA batteries, batteries not included)

https://autec.com/wp-content/uploads/2019/03/Remote-Instructions_19-C.pdf

Disclaimer:

Autec Power Systems' (Autec) LED Drivers are Hi-Pot tested during the manufacturing process. Autec assumes no responsibility for secondary Hi-Pot testing at customer location or designated production line(s). Should customer require further Hi-Pot testing, at their own production line, following assembly of the LED Driver into the customer's assembled fixture, Autec requests advance notice. This request must be communicated to Autec in a timely manner and is recommended to be requested at time of issuing each purchase order.

Technical Sales / Customer Service: +1-818-338-7788 • Email: sales@autec.com

31328 Via Colinas Suite 102 • Westlake Village, CA 91362 USA • www.autec.com

March 23, 2019

■ Technical Data

Battery type	Lead-acid battery or lithium battery
Battery Voltage	12V
Max. charge current	6A
Boost charge	12.5V
Low voltage disconnect	9V
Low voltage reconnect	10.5V
Panel voltage	≤25V
Max. panel power	100W
PV voltage@ lighting off	≤5V
Output current range	50-1000mA
Output voltage range	16-50V
Max. output power	30W
Output current error	≤3%FS
Output mode	Time control/Sensing mode/Delay sensing mode
Dimming phase time	5
LED dimming range	0-100%
Max LED constant current drive efficiency	92.7%
Consumption current	≤13mA
Communication mode	Infrared wireless
History Data	1 year
Working temperature	-30°C to 60°C
Working humidity	0-100%RH
Altitude	3000m
Certification	CE
Weight	0.12kg
Mechanical dimensions	58x82x23.5mm

Notes:

1. Battery Charger supports Li-Ion battery
2. If using 12.8V LiFePO4 battery, the solar panel needs a max power voltage of $V_{mp}=18V$
3. If using 11.1V LiCoMnNiO2 battery, the solar panel needs a max power voltage of $V_{mp}=16V$

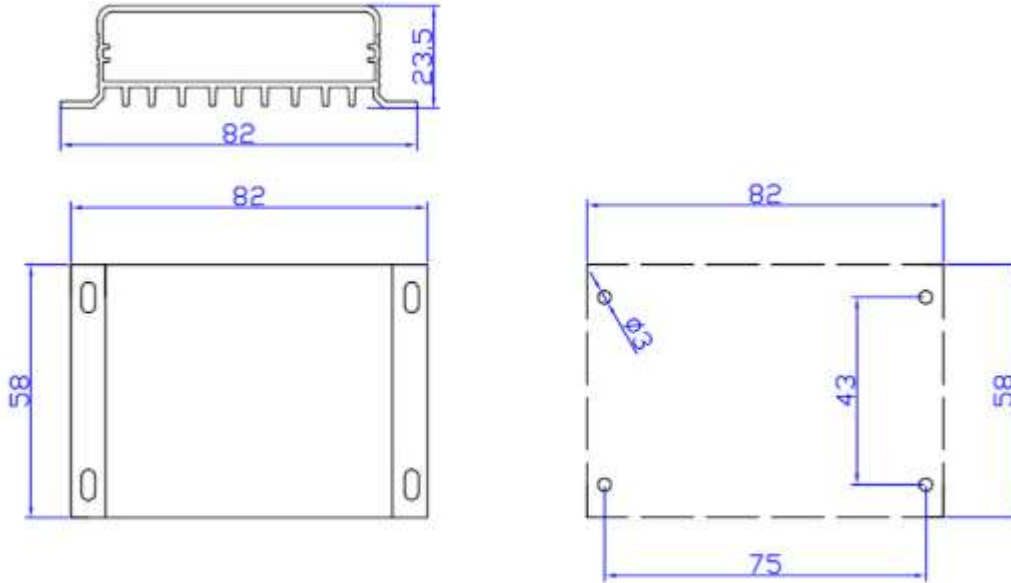
Technical Sales / Customer Service: +1-818-338-7788 • Email: sales@autec.com

31328 Via Colinas Suite 102 • Westlake Village, CA 91362 USA • www.autec.com

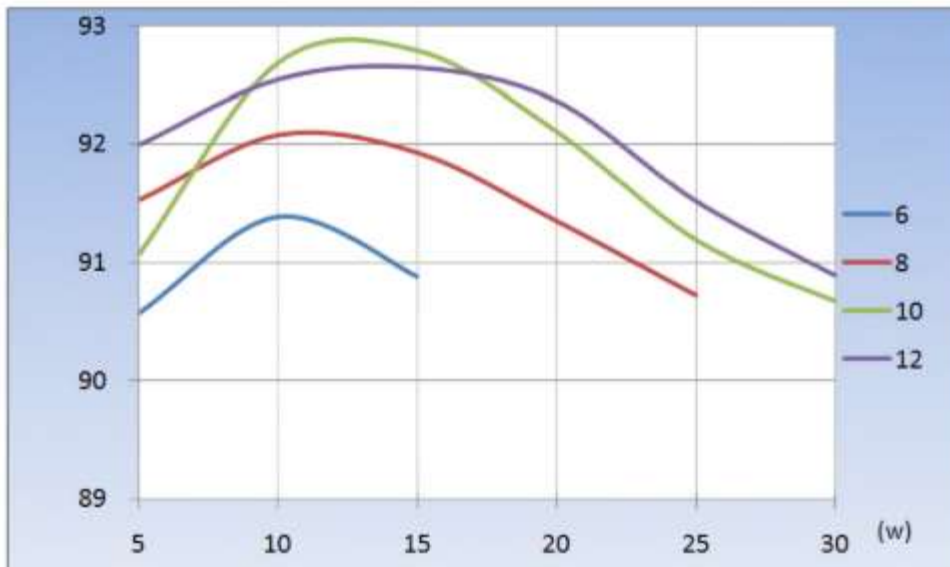
March 23, 2019

2 / 4

■ Mechanical Diagram




■ Efficiency vs Load



Eff using 6 LEDs in series
 Eff using 8 LEDs in series
 Eff using 10 LEDs in series
 Eff using 12 LEDs in series

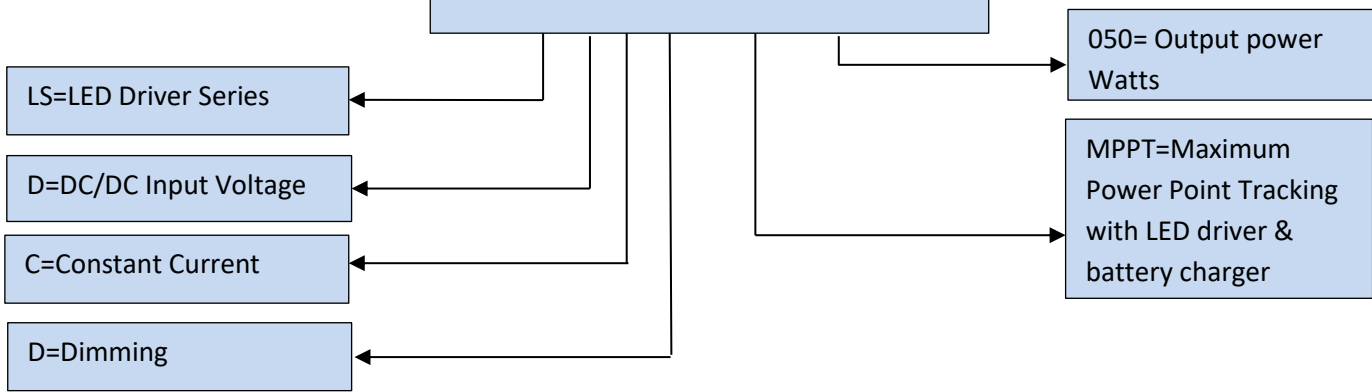
*Note: Efficiency curve is plotted vs load – the load based on the Vf of the LED string will result is shown Eff level. Example 6 LEDs in a string/pad will have Vf of about 18Vdc.

■ **Application Diagram**



Part Number Scheme

LS D C D MPPT-050



***Product images are for illustrative purposes only and may vary from actual design.**
***Specifications are subject to change without notice. Autec is not responsible for issues arising from errors or omissions.**