

Power-Block Micro-Miniature 5 Watt Switching Power Supplies



- 5 Watts Output Power
- 3.3VDC to 24VDC Single Outputs
- Universal AC Input
- 3,000VAC Input to Output Isolation
- EN55022 Class B EMI
- -25 to +65°C to Op. Temp



Model Number	Output Voltage	Output Amps	Output Watts	Size (inches)	Efficiency, typ
SIP Style Open Frame					
PWC-3.3S	3.3 VDC	1.25A	4.1W	1.12 x 1.93 x 0.51	65%
PWC-5S	5 VDC	1A	5W	1.12 x 1.93 x 0.51	72%
PWC-12S	12 VDC	0.42A	5W	1.12 x 1.93 x 0.51	73%
PWC-15S	15 VDC	0.34A	5W	1.12 x 1.93 x 0.51	75%
PWC-24S	24 VDC	0.23A	5W	1.12 x 1.93 x 0.51	76%
SIP Style Enclosed					
PWC-3.3SE	3.3 VDC	1.25A	4.1W	2.05 x 1.24 x 0.63	65%
PWC-5SE	5 VDC	1A	5W	2.05 x 1.24 x 0.63	72%
PWC-12SE	12 VDC	0.42A	5W	2.05 x 1.24 x 0.63	73%
PWC-15SE	15 VDC	0.34A	5W	2.05 x 1.24 x 0.63	75%
PWC-24SE	24 VDC	0.23A	5W	2.05 x 1.24 x 0.63	76%
DIP Style Enclosed					
PWC-3.3E	3.3 VDC	1.25A	4.1W	1 x 2 x 0.6	65%
PWC-5E	5 VDC	1A	5W	1 x 2 x 0.6	72%
PWC-12E	12 VDC	0.42A	5W	1 x 2 x 0.6	73%
PWC-15E	15 VDC	0.34A	5W	1 x 2 x 0.6	75%
PWC-24E	24 VDC	0.23A	5W	1 x 2 x 0.6	76%

Power-Block Micro-Miniature 5 Watt Switching Power Supplies

INPUT SPECIFICATIONS

Input Voltage (AC/DC)	90-264VAC
	Nominal: 100-240VAC
Input Frequency	47-440 Hz, 50-60Hz Nom.
Inrush Current	20A @ 115VAC, typ
	40A @ 230VAC, typ

OUTPUT SPECIFICATIONS

Output Voltage/Current (Note 5)	See Model Chart
Preset Accuracy (Note 8)	+/-1%, typ
Load Regulation (Note 6)	3.3V & 5V: +/-1%, max.
	12V, 15V, & 24V: +/-0.5%, max.
Line Regulation (Note 7)	3.3V & 5V: +/-1%, max.
	12V, 15V, & 24V: +/-0.5%, max.
Temperature Coefficient	+/-0.03%/°C (0-50°C, typ.)
Ripple/Noise(20Mhz BW)	150mV Pk-Pk, max. (Notes 1, 2 & 9)
Oversvoltage Protection	Clamp *
Hold Up Time	10mS, typ
Short Circuit Protection	Auto-recovery *
OverTemp Protection	Auto-recovery *

GENERAL SPECIFICATIONS

Input-Out Isolation (Note 3)	3000VAC
Switching Frequency	132 Khz, fixed, typ
Efficiency (@ nom input)	See Model Chart
Safety UL/cUL:	UL60950-1 2nd ed./
	C22.2 60950-1 2nd ed.
UL-EU:	EN60950-1 2nd ed.
CE:	EN60601-1-2
CB:	IEC60950-1 2nd ed.
EMI	EN55022 Class B

* These are stress ratings. Exposure of the devices to any of these conditions may adversely affect long term reliability. Proper operation under conditions other than the standard operating conditions is neither warranted nor implied.

ENVIRONMENTAL SPECIFICATIONS

Oper. Temperature (Note 4)	
Full Load/ Derate	-25 to +50°C / -25 to +65°C
	See Derate Curves
Relative Humidity	0-95%, Non-Condensing
Storage Temperature	-40 to +85°C *
MTBF MIL-HDBK-217F, Notice 2, Parts Count	
	466,553 Hrs

PHYSICAL SPECIFICATIONS

Construction	Encapsulated/ Open Frame
Size	See Model Chart

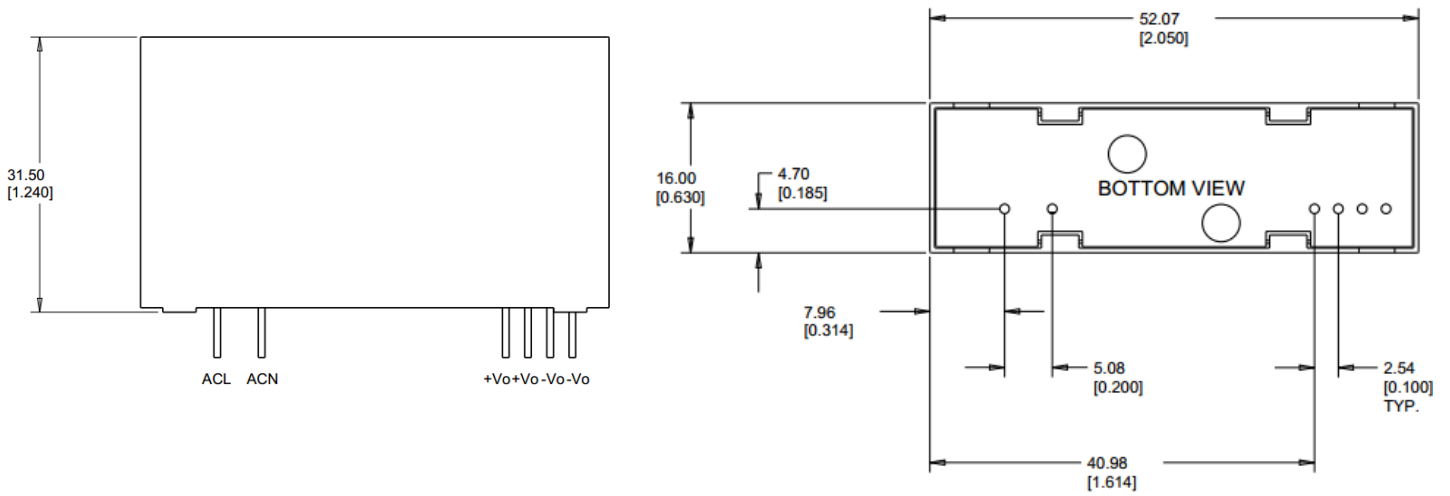
Notes:

1. All measurements should be made directly at the terminals of the power supply
2. Ripple and noise dependent upon output voltage as specified per particular model.
3. Isolation for up to 1 minute duration.
4. Specified for free air convection cooling.
5. Minimum load is not required for proper operation.
6. Load Regulation is measured from 5% to Full Load.
7. Line Regulation measured from High Line to Low Line.
8. Preset Accuracy measured at nominal load, 120VAC input.
9. O/P Noise measured directly at the pins/terminals at nominal load, 0.1uF bypass and 47uF electrolytic, pk-pk @ 20MHz bandwidth.
10. 100% Production Tested

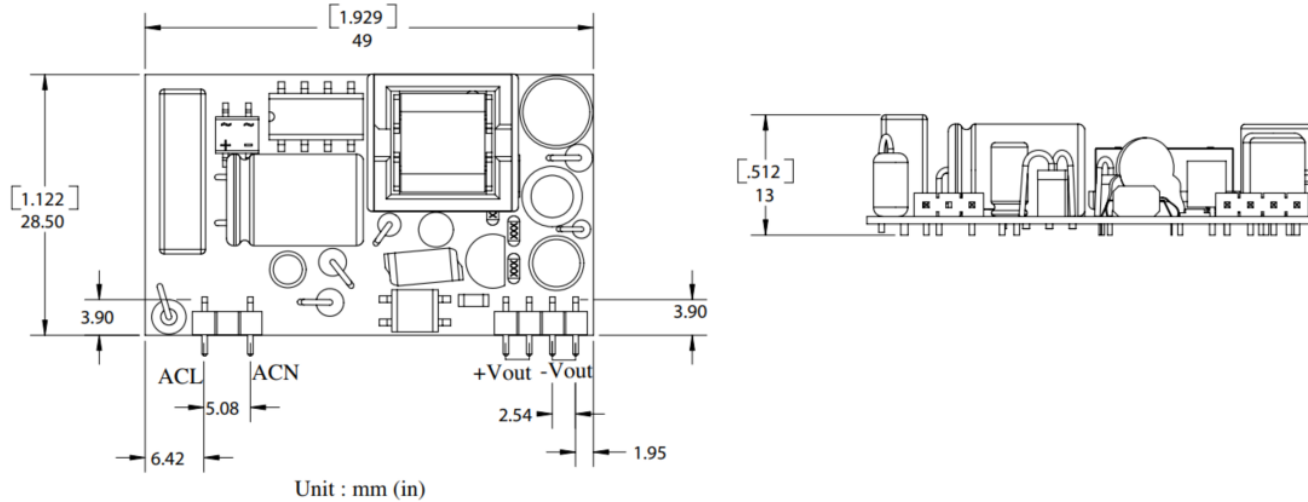
All specifications are typical at nominal input, full load, and 25DegC unless otherwise noted

Power-Block Micro-Miniature 5 Watt Switching Power Supplies

MECHANICAL SPECIFICATIONS - SIP STYLE
Enclosed Type- PWC-xxSE

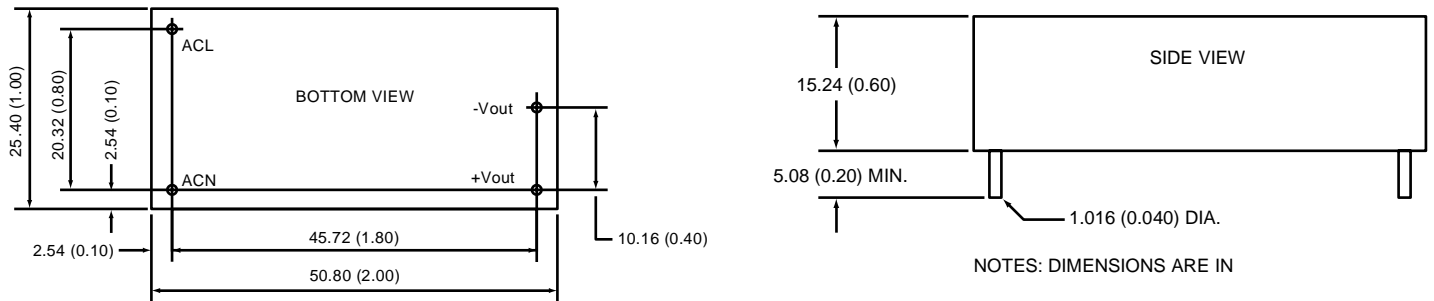


MECHANICAL SPECIFICATIONS - SIP STYLE
Open-Frame Type- PWC-xxS

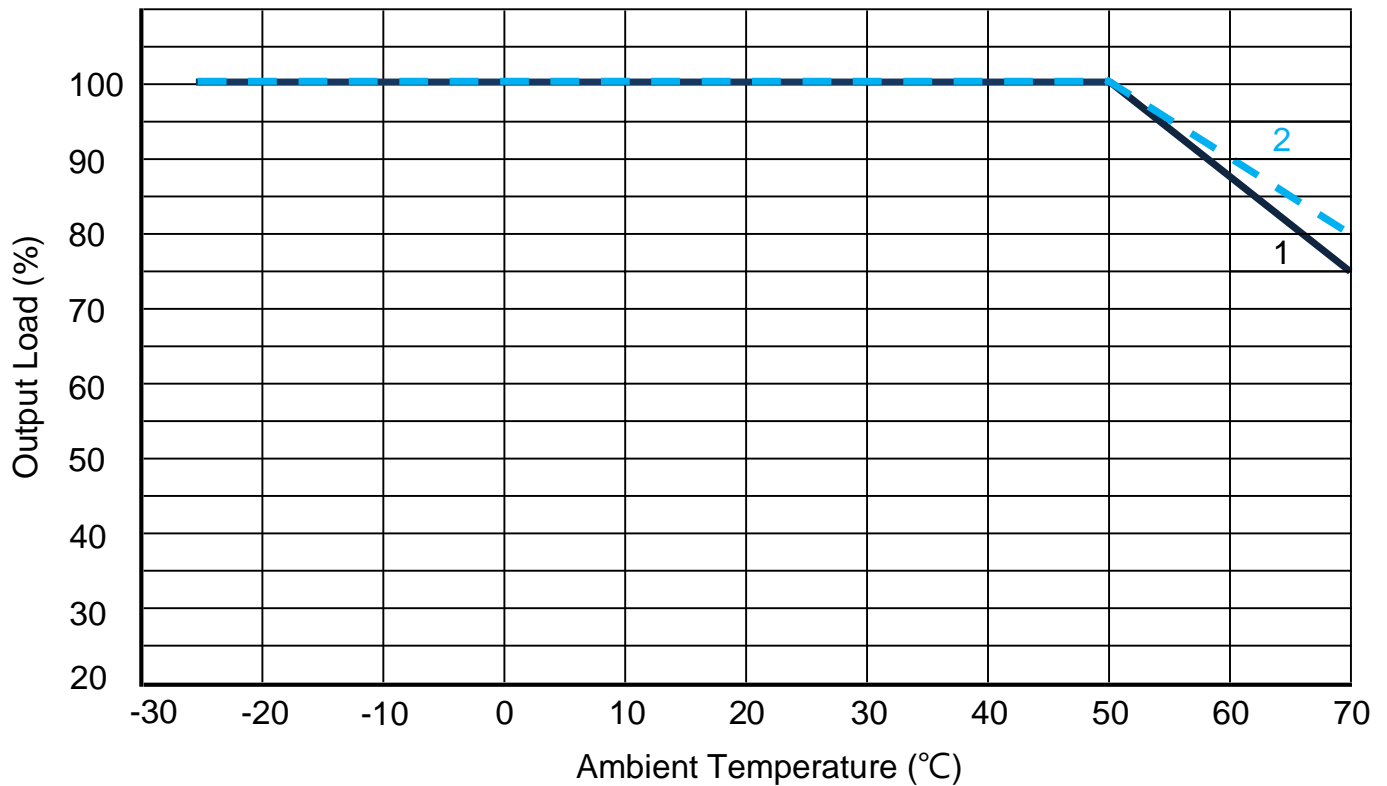


MECHANICAL SPECIFICATIONS - CASED PCB MOUNT

Enclosed Type- PWC-xxE



DERATE CURVE



1. Open Frame and SIP type
2. Cased PCB Mount