

1.6"W x 2.11"L x 0.91"H

- Universal 90-264VAC Input
- High Efficiency
- Improved EMI Performance
- 3000VAC Input to Output Isolation
- Single, Dual & Triple Outputs
- Full Safety Approvals



Model Number	Output Voltage	Output Amps(max)
--------------	----------------	------------------

SINGLE OUTPUT

EFM-5000	3.3 Volts	1.25A
EFM-5001	5 Volts	1A
EFM-5022	9 Volts	0.55A
EFM-5002	12 Volts	0.42A
EFM-5003	15 Volts	0.33A
EFM-5018	18 Volts	0.27A
EFM-5005	24 Volts	0.23A

DUAL OUTPUT

EFM-5006	±12Volts	±0.21A
EFM-5007	±15Volts	±0.17A

TRIPLE OUTPUT

EFM-5009	5±12Volts	0.53±0.1A
EFM-5011	5±15Volts	0.41±0.1A

INPUT SPECIFICATIONS

Input Voltage Range	90-264 VAC (100-240VAC nom.)
Frequency Range	47-63 Hz
Inrush Current, typ, cold start:	20A@115VAC, 40A@230VAC
Leakage Current	<3.5mA @ 264VAC, 50Hz

OUTPUT SPECIFICATIONS

Voltage and Current	See Selection Chart	
Load Regulation (20%-FL)	Singles: 1.5%, Duals: $\pm 3\%$ max.	
	Triple: 0.2% / $\pm 0.3\%$ max.	
Line Regulation	Singles 1%, max.	
	Duals $\pm 1\%$, max.	
	Triples: 0.6% / $\pm 0.2\%$ max.	
Cross Regulation, typ.	Duals $\pm 2\%$	
	Triples: N/A / $\pm 0.1\%$	
Preset Accuracy, typ.	Single/Duals: 1%	
	Triples: 1% / $\pm 5\%$	
DC Voltage Adjust (typ)	$\pm 6\%$ of FS (Primary)	
Temperature Coefficient	$\pm 0.03\%/^{\circ}\text{C}$	
Ripple/Noise		
	Single/Duals	100mV Pk-Pk, max.
	Triple	50mV / $\pm 75\text{mV}$ Pk-Pk, max.
Over Voltage Protection	Clamp	
Short Circuit Protection	Continuous, self-recovering	
Hold Up Time	30 mS, typ. at nom Input	
DC Output Power	5Watts, max	

GENERAL SPECIFICATIONS

Isolation	3KVAC Input/Output
Efficiency @ nom. Input	Single/Duals: 65%~72%, typ
	EFM-5009: 63%
	EFM-5011: 61%
Switching Frequency	100Khz, (fixed, typical)
Safety UL/cUL:	UL60950-1 2nd ed./
	C22.2 60950-1 2nd ed.
	UL-EU: EN60950-1 2nd ed.
CE:	EN60601-1-2
CB:	IEC60950-1 2nd ed.
	EN55011 Class B

PHYSICAL SPECIFICATIONS

Size	1.6" x 2.11" x 0.91"
Construction	Open Frame
Weight	1.4oz (40g) typ.

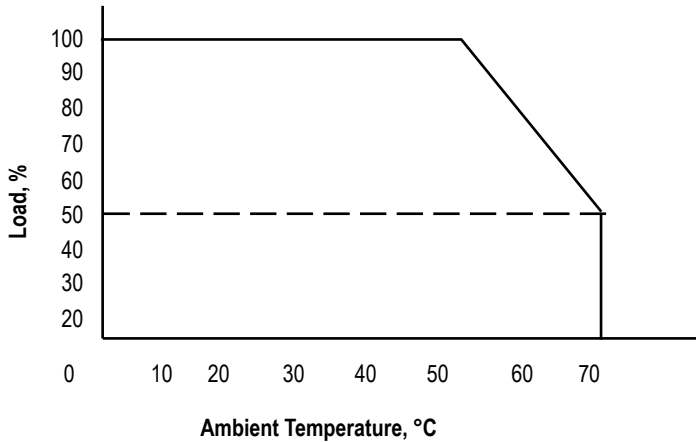
ENVIRONMENTAL SPECIFICATIONS

Oper. Temperature	0 to +50°C (See Derate)
Storage Temperature	-25 to +71°C *
Relative Humidity	0 to + 95%, non-cond *
MTBF (MIL-STD-217, 25°C)	270,000 Hrs, min.

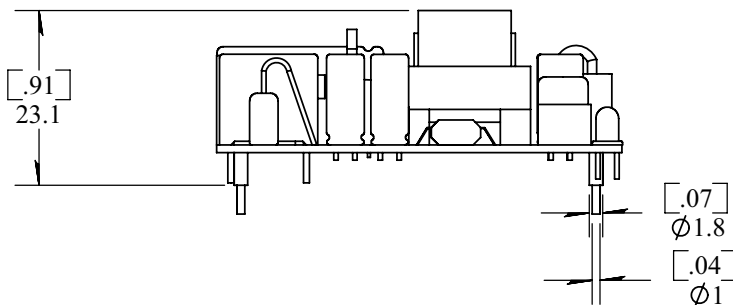
All specifications are typical at nominal input, full load, and 25°C unless otherwise noted

* These are stress ratings. Exposure of the devices to any of these conditions may adversely affect long term reliability. Proper operation under conditions other than the standard operating conditions is neither warranted nor implied.

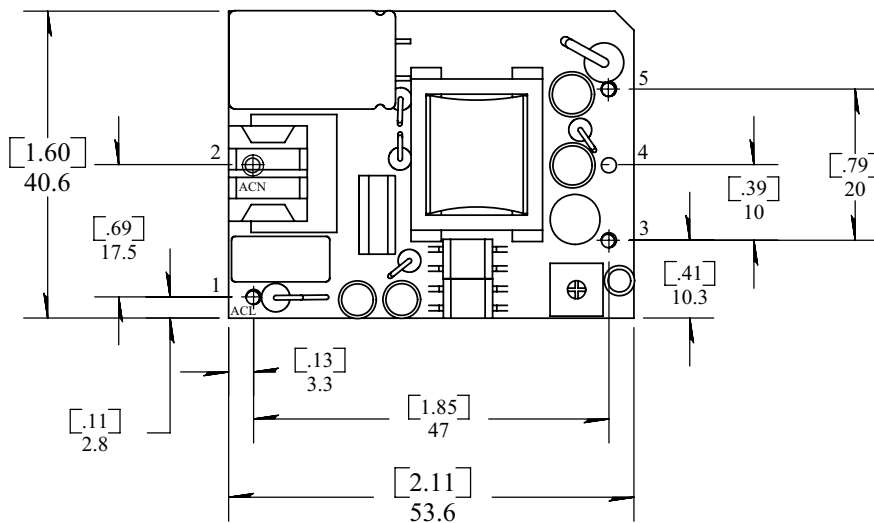
OUTPUT DERATING CURVE



MECHANICAL DIMENSIONS - SINGLE + DUAL OUTPUTS

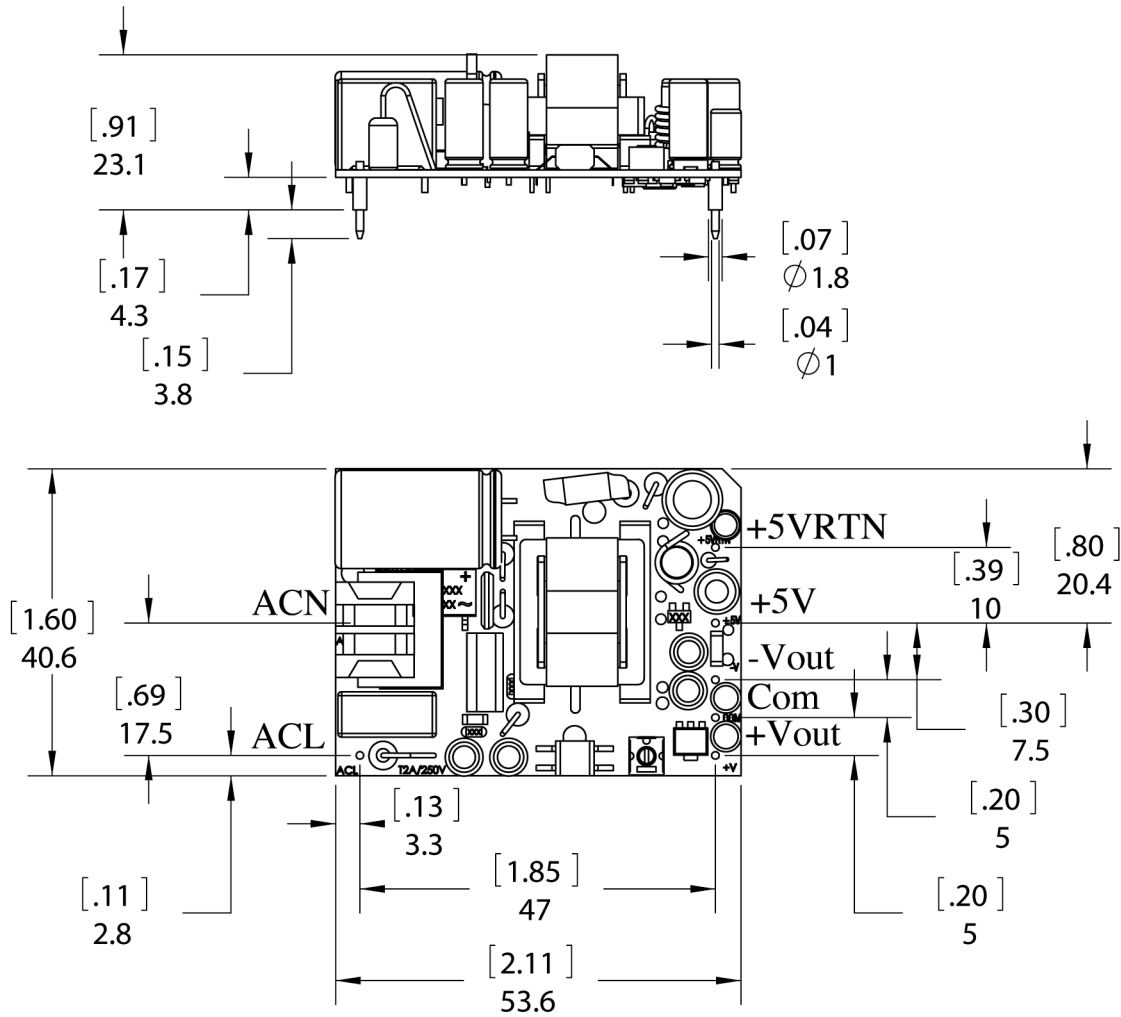


Pin#	Single Outputs	Dual Outputs
1	AC Line	AC Line
2	AC Neutral	AC Neutral
3	+Output	+Output
4	NC	Common
5	-Output	-Output



Dimensions are in mm [inches]

MECHANICAL DIMENSIONS - TRIPLE OUTPUTS



Dimensions are in mm [inches]