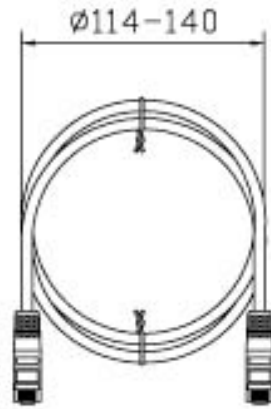
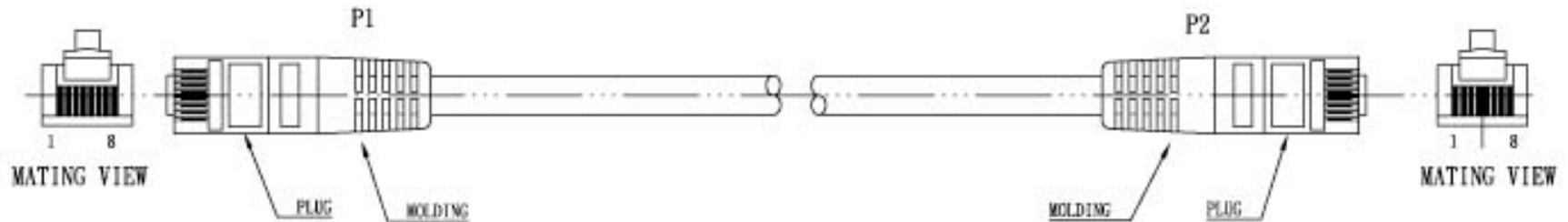
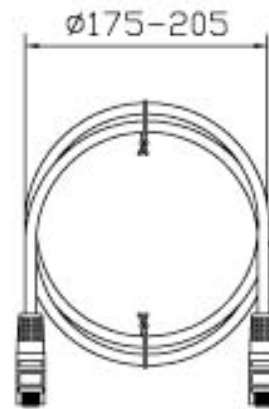


DATE	REV	DESCRIPTION	BY	CHKD
02/10/17	A/0			



1-10M



10-30M

PA/R	PINOUT		
	P1(T568B)	WIRE	P2(T568B)
1	1	WHT/ORG	1
	2	ORG	2
2	3	WHT/GRN	3
	6	GRN	6
3	4	BLU	4
	5	WHT/BLU	5
4	7	WHT/BRN	7
	8	BRN	8

**NOTES:**

**1. MATERIALS:**

WIRE: CAT.5E UTP STR

PLUG: RJ45+S/R(YUS-01)

**2. COLOR: GRAY, YFC GY825**

(B: Blue, YFC GY825; G: Green, YFC GN 509

R: Red, YFC RD210; Y: Yellow, YFC YL406)

**3. Part Number :**

A-MCUP-80XXX/X-R RoHS Compliant

Unless specified on the drawing, tolerances are per the follows:

.X ± 1  
.XX ± 0.2  
.XX ± 0.05



**ASSMANN Electronics**

DRAW.NO	CAT.5E	ITEM	A-MCUP-80XXX/X-R		
DEPARTMENT	P&T	DRAW	<i>draft</i>	DATE	2002/10/17
SCALE		CHECKER		DATE	
UNIT	MM	APPROVAL		DATE	

A-MCUP = CAT5E unshielded patch cord