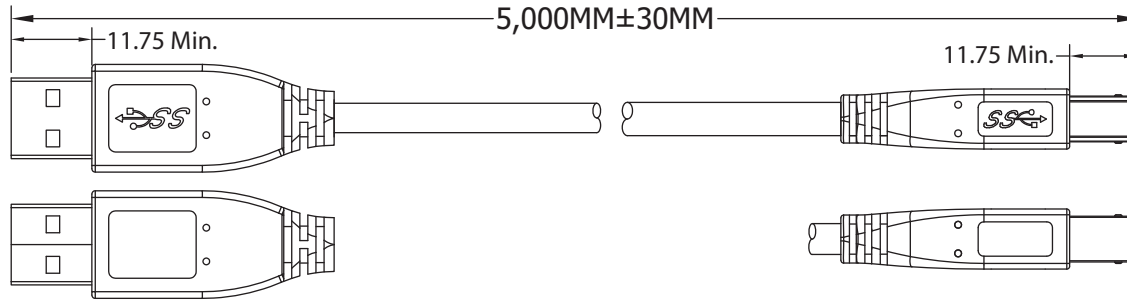
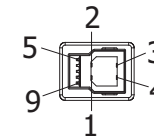
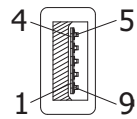


USB 3.0 A/M 9Pin  
INS:Blue(PT 300C)

USB 3.0 B/M 9Pin  
INS:Blue(PT 300C)



**P1**

**P2**

PIN OUT	
P1	P2
1	1 PWR
2	2 UTP_D-
3	3 UTP_D+
4	4 GND_PWRrt
5	5 SDP1-
6	6 SDP1+
7	7 SDP1_Drain & SDP2_Drain
8	8 SDP2-
9	9 SDP2+
SHELL	SHELL

**Material:**

- Cable: UL-27725 [#28(7/0.1 27 T.C)\*1P INS:Foam-PE+D.W (7.0127 T.C.)+AL/MY+Hot-melt-Mylar]\*2C+#28(7/0.127 T.C)\*1P INS:Polyolefin + #28(7/0.127 T.C)\*2C INS:Polyolefin +AL/MY +B.D(85%)

- PVC Jacket  
OD: 5.2±0.15MM

- Color: Black

• P1 Connector: USB 3.0 Type Male 9 Pin

- Contact: 30µ"

- Shell: Ni-Plated

• P2 Connector: USB 3.0 Type Male 9 Pin

- Contact: 30µ"

- Shell: Ni-Plated

• Hood: Molded Type, PVC 45P (Black)

**Electrical:**

• 100% Open short & mis wire test

Contact Resistance: 3Ω Max.

Insulation Resistance: 10Ω Min.

• Hi-Pot 300V DC

Unit: MM



Scale	1:1						Name
TOLERANCE						Drawn	08.29.11
X.X	±0.40					Approved	Chappell
X.XX	±0.25						
X.XXX	±0.15						
Angle	±3°	③					
		②					
		①	Modification	Date	Name		



Item No.	<b>AK672/3-5-R</b>
Title	USB 3.0 Cable, A Male <=> B Male, 9 Pin, Insulation Blue, 5 Meters
Drawing No.	
Replace	Sheet