



Series 651000 SSOP IC to DIP Adapter

FEATURES:

- Allows the use of .65mm pitch surface mount ICs in thru-hole designs.
- Ideal for prototyping and testing/evaluating SSOP ICs.
- Adapter can be cut to smaller sizes by end user.
- Consult factory for panelized form or for mounting of consigned ICs.

SPECIFICATIONS:


- Adapter body is FR-4, .062 [1.58] thick, with 1 ounce minimum Copper traces.
- Pins are Brass Alloy 360 1/2 hard per UNS C36000 ASTM-B16-85.
- Pin plating is 200µ [5.08µm] min. Tin per MIL-T-10727 Type 1 or Tin/Lead 90/10 MIL-P-81728 over 100µ [2.54µm] Nickel per QQ-N-290.
- Current rating=1 Amp.
- Operating temperature=221°F [105°C].

MOUNTING CONSIDERATIONS:

- Suggested PCB hole size=.028 ± .003 [.71 ± .08] dia.
- Will plug into standard IC sockets.

ALL DIMENSIONS: INCHES [MILLIMETERS]

All tolerances ± .005 [.13]
unless otherwise specified

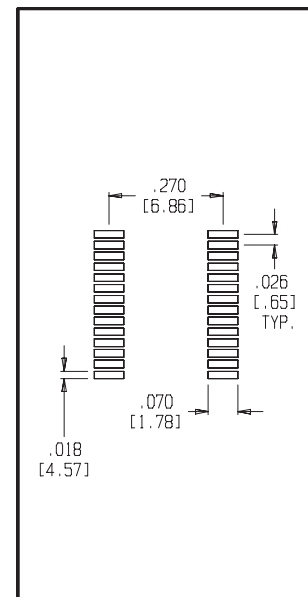
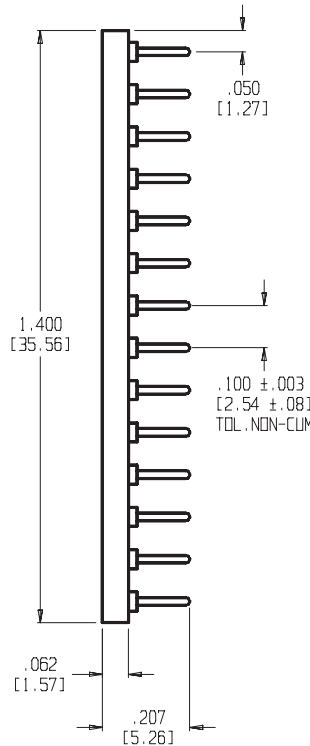



Note: Aries specializes in custom design and production. In addition to the standard products shown on this page, special materials, platings, sizes, and configurations can be furnished, depending on quantities. Aries reserves the right to change product specifications without notice.

ORDERING INFORMATION

XX-651000-10

No. of pins:
14, 16, 20, 24, 28,36



28 PIN SHOWN

ARIES
ELECTRONICS, INC.
<http://www.arieselec.com> • info@arieselec.com

NORTH AMERICA
Frenchtown, NJ USA
TEL: (908) 996-6841
FAX: (908) 996-3891



EUROPE
TEL: +44 870 240 0249
FAX: +44 871 919 6033 18037
europa@arieselec.com REV.C