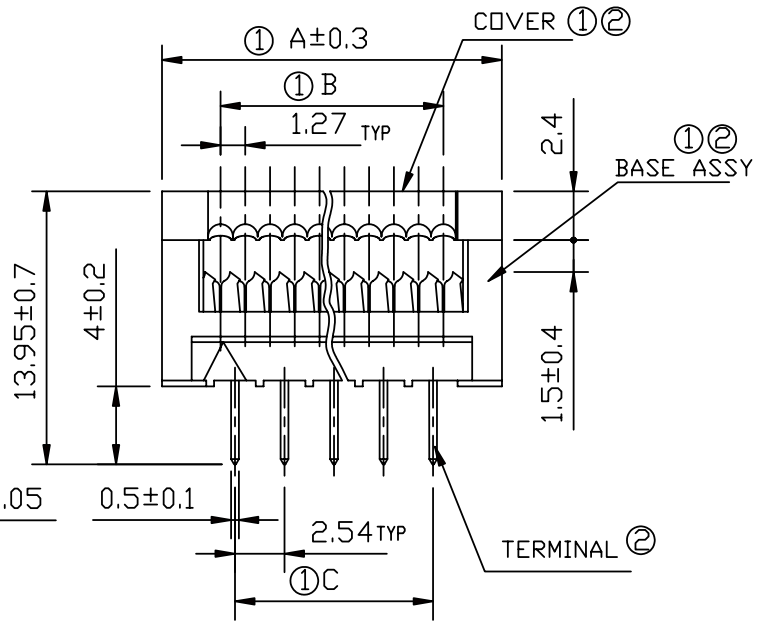
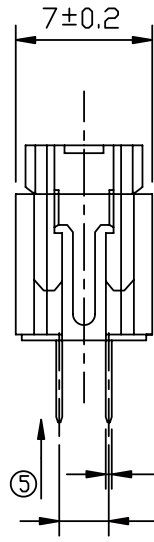
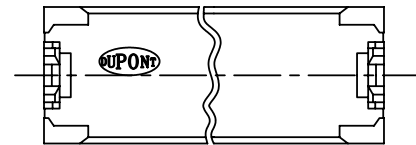
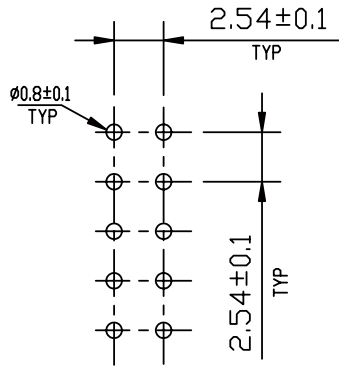


All rights strictly reserved. Reproduction or issue to third parties in any form without written authority from the proprietor.
 Tous droits strictement réservés. Reproduction ou communication à des tiers sans autorisation écrite du propriétaire.
 Property of FCI Electronics.
 Propriété de FCI Electronics.
 Copyright © FCI Electronics.

PRODUCT NO.
68120

PRODUCT NO.	COVER P/N	BASE ASSY P/N	NO. OF POSITION	A	B	C
68120-006/006LF	68118-006	68119-006/006LF	6	12.08	6.35	5.08
-008/008LF	-008	-008/008LF	8	14.62	8.89	7.62
-010/010LF	-010	-010/010LF	10	17.16	11.43	10.16
-014/014LF	-014	-014/014LF	14	22.24	16.51	15.24
-016/016LF	-016	-016/016LF	16	24.78	19.05	17.78
-018/018LF	-018	-018/018LF	18	27.32	21.59	20.32
-020/020LF	-020	-020/020LF	20	29.86	24.13	22.86
-024/024LF	-024	-024/024LF	24	34.94	29.21	27.94
-026/026LF	-026	-026/026LF	26	37.48	31.75	30.48
-030/030LF	-030	-030/030LF	30	42.56	36.83	35.56
-034/034LF	-034	-034/034LF	34	47.64	41.91	40.64
-040/040LF	-040	-040/040LF	40	55.26	49.53	48.26
-050/050LF	-050	-050/050LF	50	67.96	62.23	60.96
-060/060LF	-060	-060/060LF	60	80.66	74.93	73.66
68120-064/064LF	68118-064	68119-064/064LF	64	85.74	80.01	78.74



- NOTE:
- ① SEE TABLE;
 - ② MATERIAL: BASE AND COVER: POLYESTER(PET) GLASS, 30% GF FILLED. UL 94V-0, COLOR: BLUE;
 3. TERMINAL FINISH:
 FOR THE P/N WITHOUT "LF" SUFFIX, ALL OVER SnPb PLATING (SnPb 93/7), 2.54um/100u" Min, 1.27um/50u" Ni UNDER PLATING;
 FOR THE P/N WITH "LF" SUFFIX, ALL OVER 2.54um/100u" MIN PURE MATTE Sn PLATING, 1.27um/50u" Ni UNDER PLATING.
 4. APPLICABLE APECIFICATIONS: PRODUCT SPEC 110-019; CRIMPING (IDC) SPEC 100-004;
 - ⑤ CONTACT RETENTION FORCE: 400gf/EA, Min. AGAINST THIS DIRECTION.
 6. THE P/N WITH "LF" SUFFIX IS LEAD FREE PART NUMBER;
 7. AND THE PACKAGING FOR THE LEAD FREE P/N MEETS GS-14-920 SPECIFICATION.
 8. FOR LEAD FREE P/N THE PRODUCT MEET EUROPEAN UNION DIRECTIVES AND OTHER COUNTRY REGULATION AS DESCRIBED IN GS-22-008.
 9. FOR LEAD FREE P/N, THE HOUSING WILL WITHSTAND EXPOSURE TO 260 DEGREE C FOR 10 SECONDS IN A WAVE SOLDER APPLICATION.

mat'l code		tolerance unless otherwise specified		CUSTOMER COPY	FCI Electronics www.fciconnect.com	
rev	ecn no.	dr	date	linear	± 0.25	projection
J	J8277		05/12/08			title
K	T20125		07/20/92			QUICKIE DIL PCB CONNECTOR
L	N05-0284	DT	10/28/05	angles	± 2'	
		dr	Daniel Tao 10/28/05	unit	mm	product family QUICKIE
		enr	Daniel Tao 10/28/05	scale	N/A	code NAN
		chr	Daniel Tao 10/28/05			size 68120
		app	Jason Zhou 10/28/05			sheet 1 OF 1
sheet	revision	L				
index	sheet	1				