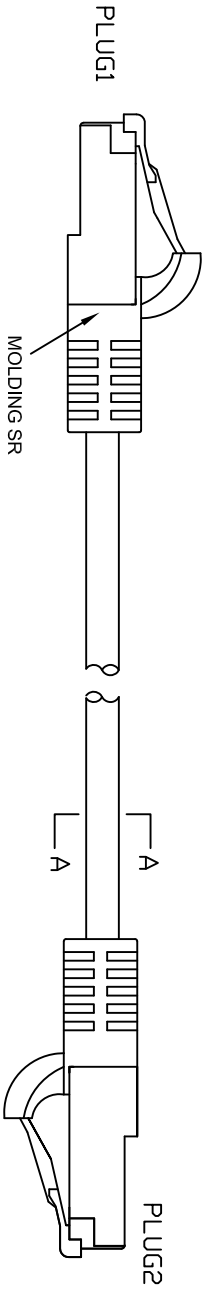
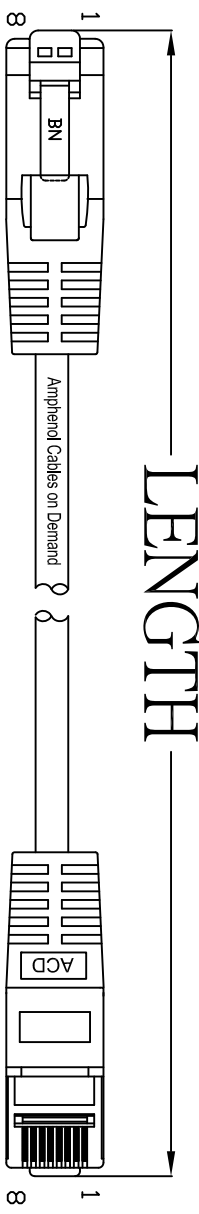
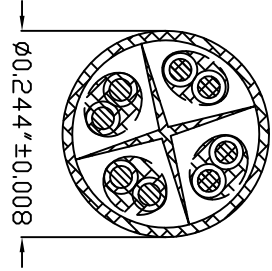


THE INFORMATION CONTAINED IN THIS DRAWING IS THE SOLE PROPERTY OF AMPHENOL CABLES ON DEMAND. ANY REPRODUCTION OR DISCLOSURE, TO THIRD PARTIES, IN PART OR WHOLE, WITHOUT THE EXPRESS WRITTEN PERMISSION OF AMPHENOL CABLES ON DEMAND IS PROHIBITED.

REV.	DESCRIPTION	REVISIONS	DATE	APPROVED
A	NEW RELEASE		07/31/06	
A1	CHANGE PART NUMBER		20/1/06	
A2	CHANGE SR FROM BOOT TO MOLDING		01/03/07	
A3	ADD L=2FT		30/10/09	
A4	ADD L=16FT/20FT/30FT		02/06/10	



P1	P2	COLOR
PIN1	PIN1	WHITE/ORANGE
PIN2	PIN2	ORANGE
PIN3	PIN3	WHITE/GREEN
PIN4	PIN4	BLUE
PIN5	PIN5	WHITE/BLUE
PIN6	PIN6	GREEN
PIN7	PIN7	WHITE/BROWN
PIN8	PIN8	BROWN



LENGTH	P/N	Cable Color
1FT±1 inch	MP-64RJ45UNNKK-001	Black
3FT±1 inch	MP-64RJ45UNNKK-003	Black
5FT±2 inch	MP-64RJ45UNNKK-005	Black
6FT±2 inch	MP-64RJ45UNNKK-006	Black
10FT±3 inch	MP-64RJ45UNNKK-010	Black
12FT±3 inch	MP-64RJ45UNNKK-012	Black
14FT±3 inch	MP-64RJ45UNNKK-014	Black
16FT±3 inch	MP-64RJ45UNNKK-016	Black
20FT±3 inch	MP-64RJ45UNNKK-020	Black
25FT±4 inch	MP-64RJ45UNNKK-025	Black
30FT±4 inch	MP-64RJ45UNNKK-030	Black
50FT±8 inch	MP-64RJ45UNNKK-050	Black
100FT±8 inch	MP-64RJ45UNNKK-100	Black



UNLESS OTHERWISE SPECIFIED
DIMENSIONS ARE IN INCHES
TOLERANCES ARE:

DECIMALS	ANGLES
X	±X
XX	±.XX
XXX	±.XXX

THIRD ANGLE PROJECTION

APPROVALS	DATE	DESCRIPTION
LF	02/06/10	ASSEMBLY
BA	02/06/10	DESIGN

Amphenol Cables on Demand
20 VALLEY ST. ENDICOTT, NY 13760

ASM CBL SHIELDED
RJ45/RJ45 CAT 5E 4PR

MP-64RJ45UNNKK-XXX

REV.	DATE	DESCRIPTION
A		NEW RELEASE

SCALE: SHEET OF