THE INFORMATION CONTAINED IN THIS DRAWING IS THE SOLE PROPERTY OF AMPHENOL CABLES ON DEMAND. ANY REPRODUCTION OR DISCLOSURE, TO THIRD PARTIES, IN PART OR WHOLE, WITHOUT THE EXPRESS WRITTEN PERMISSION OF AMPHENOL CABLES ON DEMAND IS PROHIBITED.

REVISIONS

REV.	DESCRIPTION	DATE	APPROVED
A	NEW RELEASE	07/31/06	
A1	CHANGE PART NUMBER	23/11/06	
A2	CHANGE FROM BOOT TO MOLDING	03/03/07	

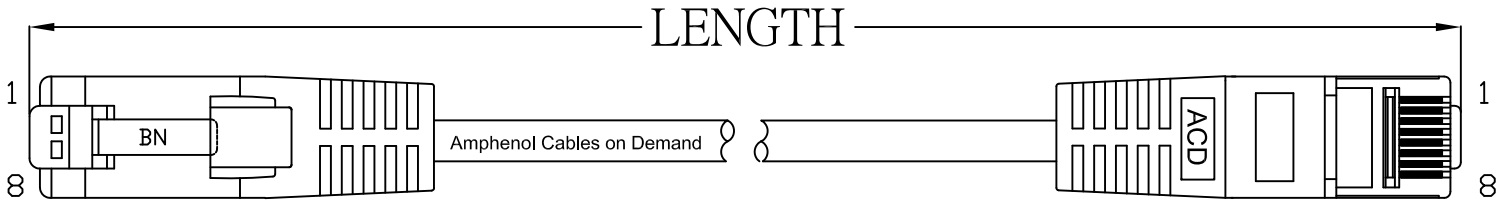

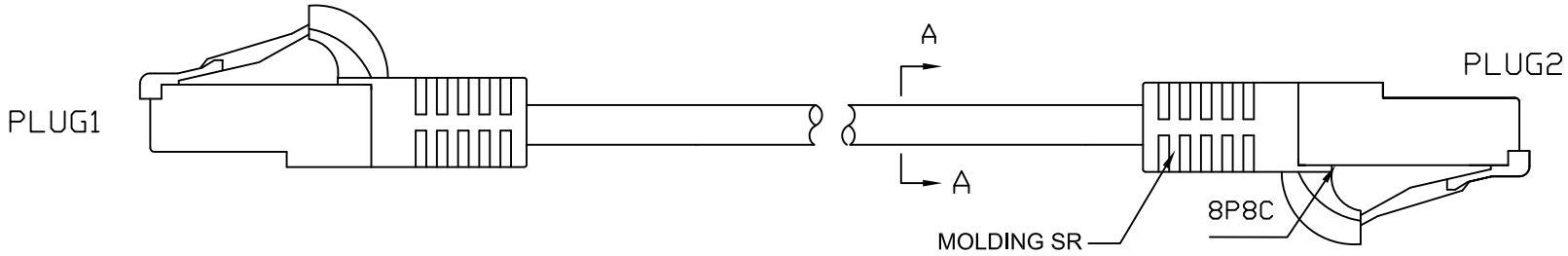

LENGTH & P/N Table

LENGTH	P/N	Cable Color
3FT ±1 inch	MP-5ERJ45UNNR-003	RED
5FT ±2 inch	MP-5ERJ45UNNR-005	RED
7FT ±2 inch	MP-5ERJ45UNNR-007	RED
10FT ±3 inch	MP-5ERJ45UNNR-010	RED
14FT ±3 inch	MP-5ERJ45UNNR-014	RED
25FT ±4 inch	MP-5ERJ45UNNR-025	RED
50FT ±8 inch	MP-5ERJ45UNNR-050	RED
75FT ±8 inch	MP-5ERJ45UNNR-075	RED
100FT ±8 inch	MP-5ERJ45UNNR-100	RED

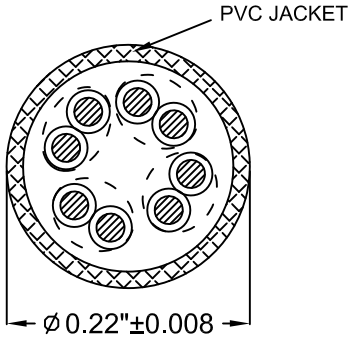

A-A

PIN OUT: T568B

PLUG 1	PLUG 2	COLOR
PIN 1	PIN 1	WHITE/ORANGE
PIN 2	PIN 2	ORANGE
PIN 3	PIN 3	WHITE/GREEN
PIN 4	PIN 4	BLUE
PIN 5	PIN 5	WHITE/BLUE
PIN 6	PIN 6	GREEN
PIN 7	PIN 7	WHITE/BROWN
PIN 8	PIN 8	BROWN

UNLESS OTHERWISE SPECIFIED DIMENSIONS ARE IN INCHES TOLERANCES ARE:

DECIMALS		ANGLES
.X	±.X	± X°
.XX	±.XX	
.XXX	±.XXX	

THIRD ANGLE PROJECTION

EAR NO.

APPROVALS		DATE
DRAWN	LF	03/03/07
CHECKED	BA	03/03/07
RESP ENG		
MFG ENG		

Amphenol Cables on Demand
20 VALLEY ST. ENDICOTT, NY 13760

ASM CBL RJ45/RJ45 CAT.5E
4PR PATCH CORDS

SIZE A | DWG. NO. MP-5ERJ45UNNR-XXX | REV. A2

CAD FILE: | SCALE | SHEET OF

NOTES: UNLESS OTHERWISE SPECIFIED