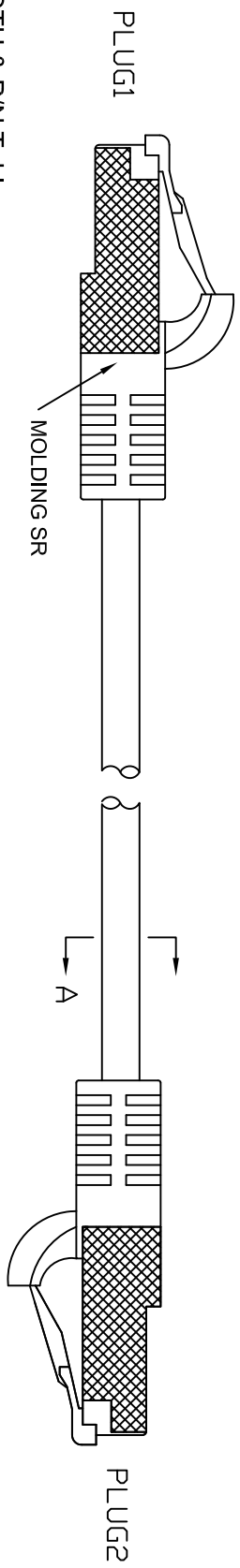
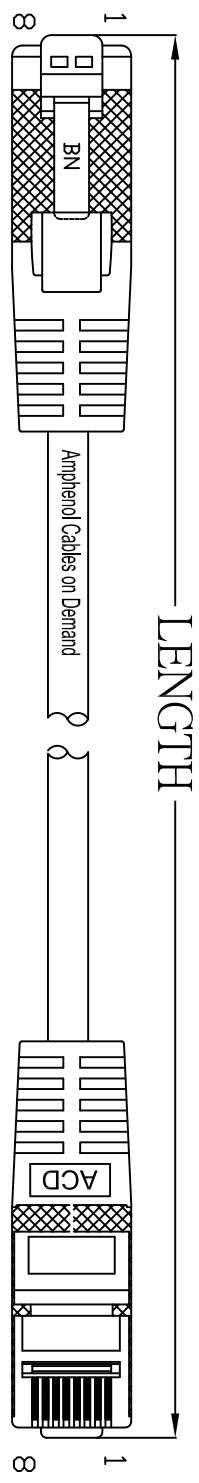


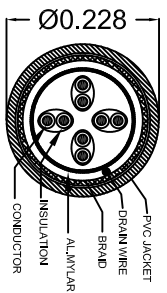
THE INFORMATION CONTAINED IN THIS DRAWING IS THE SOLE PROPERTY OF AMPHENOL CABLES ON DEMAND. ANY REPRODUCTION OR DISCLOSURE, TO THIRD PARTIES, IN PART OR WHOLE, WITHOUT THE EXPRESS WRITTEN PERMISSION OF AMPHENOL CABLES ON DEMAND IS PROHIBITED.

REV.	DESCRIPTION	DATE	APPROVED
A	NEW RELEASE	07/31/06	
A1	Change Part Number	20/11/06	
A2	CHANGE SR FROM BOOT TO MOLDING	03/03/07	
A3	ADD DRAIN WIRE	16/03/07	
A4	ADD Copper Foil: Drain wire and braid wrapped with copper foil.	25/09/08	

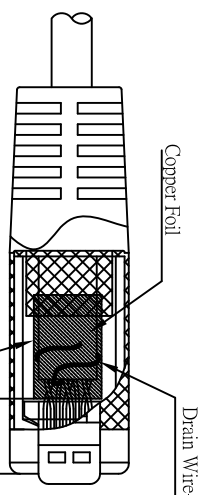


LENGTH & P/N Table

LENGTH	P/N	Cable Color
1FT ±1 inch	MP-54RJ45DNNNE-001	Beige
2FT ±1 inch	MP-54RJ45DNNNE-002	Beige
3FT ±1 inch	MP-54RJ45DNNNE-003	Beige
5FT ±2 inch	MP-54RJ45DNNNE-005	Beige
7FT ±2 inch	MP-54RJ45DNNNE-007	Beige
10FT ±3 inch	MP-54RJ45DNNNE-010	Beige
15FT ±3 inch	MP-54RJ45DNNNE-015	Beige
25FT ±4 inch	MP-54RJ45DNNNE-025	Beige
50FT ±8 inch	MP-54RJ45DNNNE-050	Beige
75FT ±8 inch	MP-54RJ45DNNNE-075	Beige
100FT ±8 inch	MP-54RJ45DNNNE-100	Beige
150FT ±10 inch	MP-54RJ45DNNNE-150	Beige
200FT ±10 inch	MP-54RJ45DNNNE-200	Beige
250FT ±12 inch	MP-54RJ45DNNNE-250	Beige
300FT ±12 inch	MP-54RJ45DNNNE-300	Beige



A-A



PIN OUT: T568B		COLOR
PLUG 1	PIN 1	WHITE/ORANGE
PIN 2	PIN 2	ORANGE
PIN 3	PIN 3	WHITE/GREEN
PIN 4	PIN 4	BLUE
PIN 5	PIN 5	WHITE/BLUE
PIN 6	PIN 6	GREEN
PIN 7	PIN 7	WHITE/BROWN
PIN 8	PIN 8	BROWN
Shielded		Shielded



UNLESS OTHERWISE SPECIFIED DIMENSIONS ARE IN INCHES TOLERANCES ARE:	EAR NO.	APPROVALS	DATE
DECIMALS ±.X		LF	25/09/08
XX ±.XX		CHECKED	
XXX ±.XXX		BA	25/09/08
	RESP ENG		
	MFG ENG		



Amphenol Cables on Demand
 20 VALLEY ST. ENID/COTT. NV 13760
 ASM CBL DOUBLE SHIELDED
 RJ45/RJ45 CAT.5E 4PR SOLID
 MP-54RJ45DNNNE-XXX

SIZE	DMG. NO.	REV.
A		A4