


AB-L29D06Wxx4N2

Features:

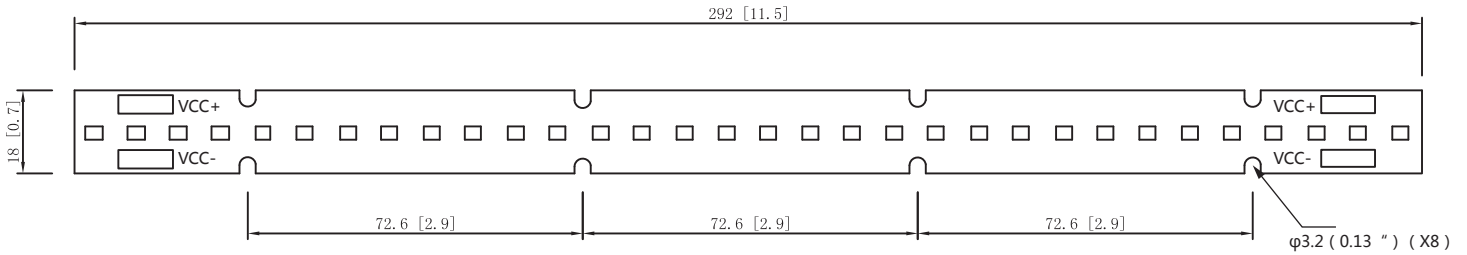
- DC Linear light engine
- Easily assembly light engine

Applications:

- Cove light
- Ceiling light



Outline Dimensions



LED Qty:32ea

PCB thickness=1.0mm(0.04")

Unit:mm(inch)

Units: mm

Notes:

1. 4 pcs terminal connectors were used for the serial connection
2. Thickness of PCB: 1.0mm
3. Tolerance of dimension: ± 0.15 mm

Characteristics

■ Absolute Maximum Ratings

Parameter	Symbol	Rating	Unit
Input Current	I _{in}	600	mA
LED Junction Temperature	T _J	115	°C
Storage Temperature	T _{stg}	-40 ~ 100°C	°C
Operation Temperature	T _{opr}	-40 ~ 45°C	°C

- Proper current rating must be observed to maintain junction temperature below maximum at all time. For this product, we suggest to keep the Temperature of TC point under 75°C, and the temperature of Top IC surface under 115°C. After passing the maximum temperature of IC, the rating current will be lower automatically for protecting the whole circuit.

■ Electrical Characteristics, Ta=25°C

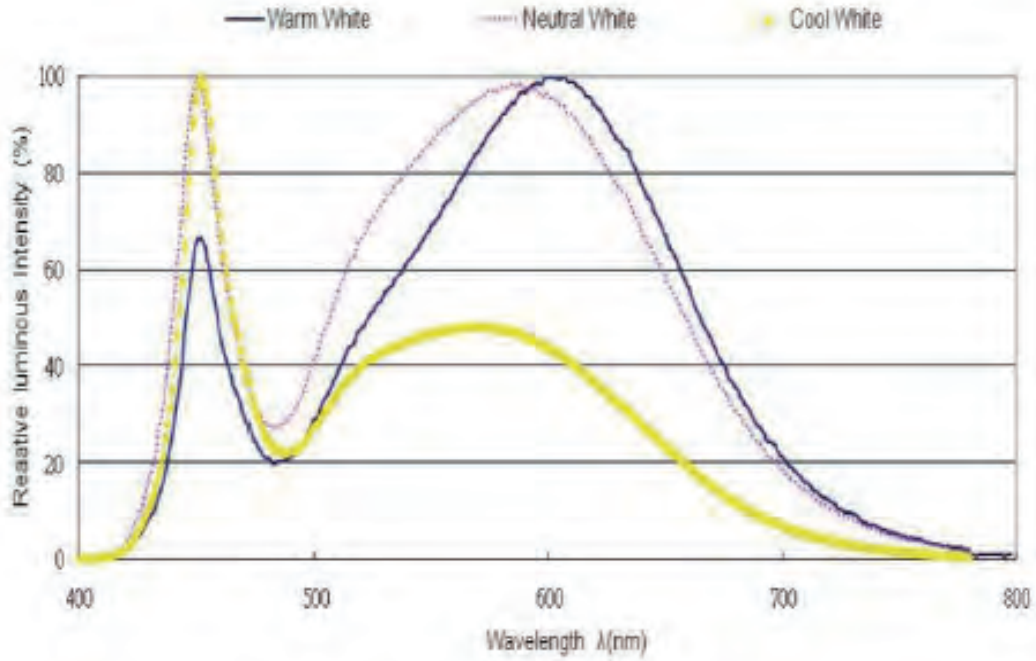
Parameter	Symbol	Spec	Max.	Unit
Forward voltage	V _f	24.4(typ.)		V _{dc}
Input Current	I _{in}	260	600	mA

■ Optical Characteristics(V_{in}=120V), Ta=25°C

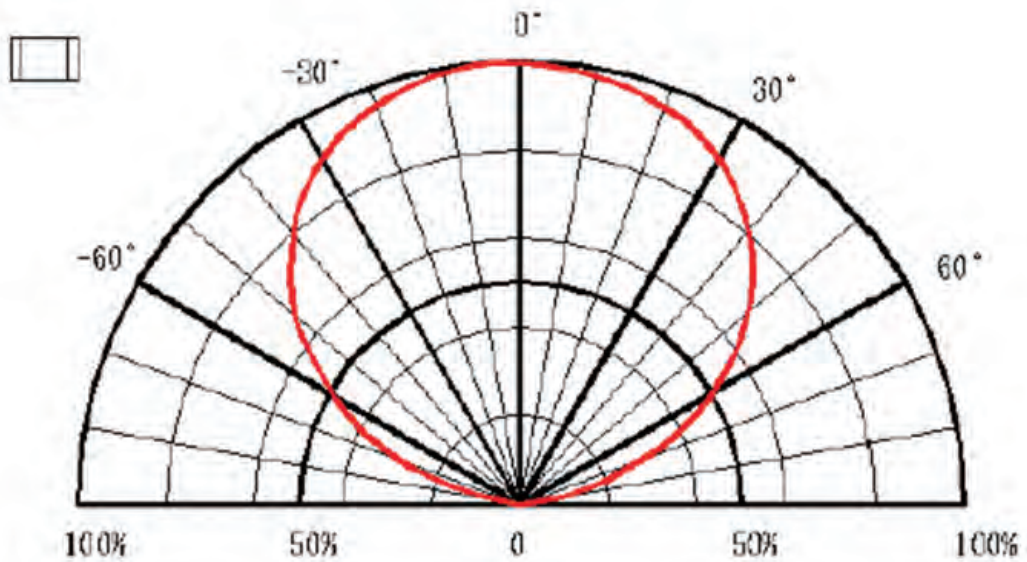
Model name	Color Temp	Spec Luminous Flux		Max Luminous Flux		CRI
	(K)	Current	lumen	Current	lumen	
AB-L29D06W304N2	3000	260	1000	600	1800	>80
AB-L29D06W354N2	3500	260	1000	600	1800	>80
AB-L29D06W404N2	4000	260	1070	600	1920	>80
AB-L29D06W504N2	5000	260	1070	600	1920	>80

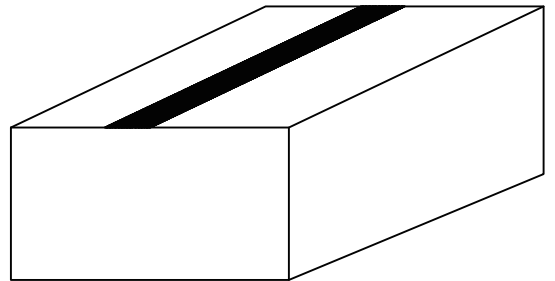
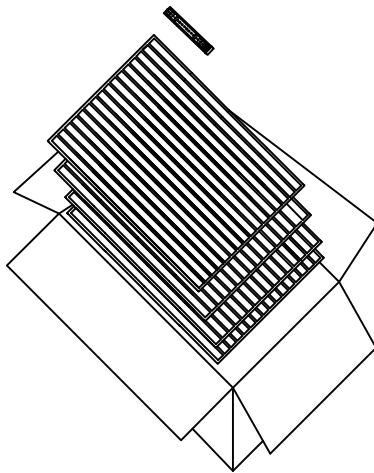

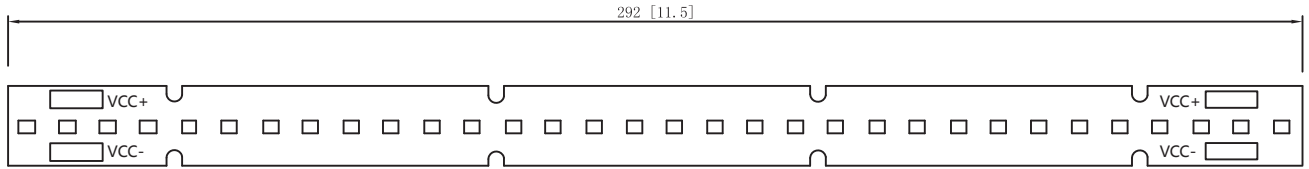
- Correlated color Temperature is derived from the CIE 1931 Chromaticity diagram.
- The luminous flux tolerance is ± 10%.
- This CRI value tolerance is ± 2.
- Calibration accuracy of CIE_x and CIE_y : ±0.007 ;
- Calibration error CCT 3000K ±175K; 4000K ±300K

■ **Relative Spectrum of Emission (Ta=25°C)**



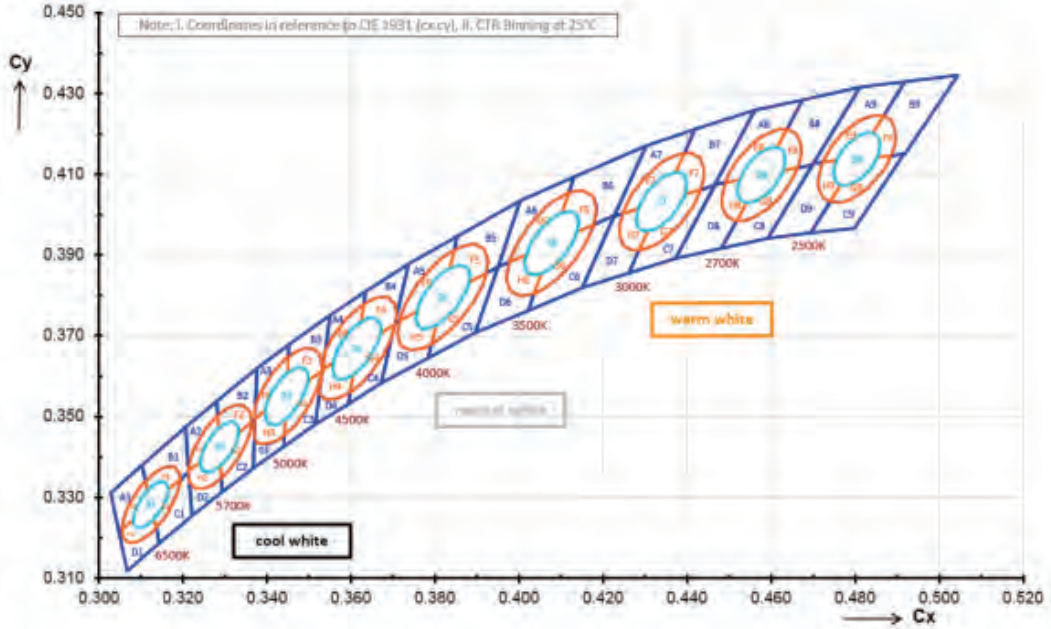
■ **Radiation Pattern**



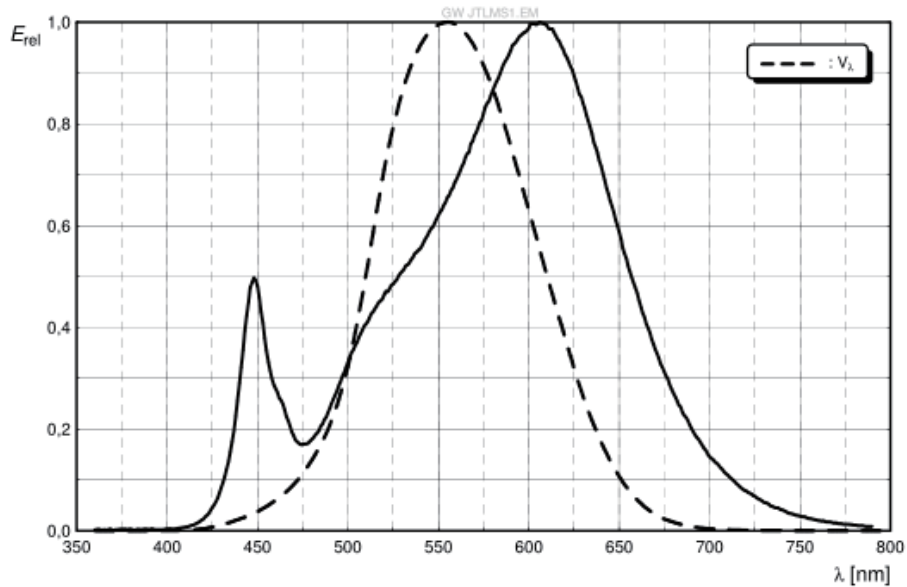


Model	Part number	box(pcs)	Ret Weight/box	Gross Weight/box
1	AB-L29D06Wxx4N2	250	4.8	5.8

Chromaticity Coordinate Groups ^{5) page 24}
Farbortgruppen ^{5) Seite 24}



Relative Spectral Emission - $V(\lambda)$ = Standard eye response curve ^{6) page 24}
Relative spektrale Emission - $V(\lambda)$ = spektrale Augenempfindlichkeit ^{6) Seite 24}
 $\Phi_{rel} = f(\lambda); T_J = 25^\circ\text{C}; I_F = 60\text{ mA}$



Radiation Characteristics 5) page 24

Abstrahlcharakteristik 6) Seite 24

$I_{rel} = f(\phi); T_J = 25\text{ }^\circ\text{C}$

