


# Altech Corporation

For the past 17 years, Altech Corporation has grown to become a leading supplier of automation and industrial control components. Headquartered in Flemington, NJ, Altech has an experienced staff of engineering, manufacturing and sales personnel to provide the highest quality products with superior service. This is the Altech Commitment!

Altech's line of Motor Disconnect Switches are manufactured by Katko, a Finland based company which has been making switches for over 60 years. Their state-of-the-art manufacturing insures quality and fast delivery.

Our well trained technical experts welcome the opportunity to answer your technical questions and provide solutions to your automation and control needs. Give us a call or visit [www.altechcorp.com](http://www.altechcorp.com).



## Quality Commitment

*Altech's control components meet diverse national and international standards such as UL, NEC, CSA IEC VDE and more. Altech provides superior customer service and delivery through Total Quality Management and Continuous Process Improvement. Altech is ISO 9001 approved. We perform these services with honesty and integrity and are committed to achieve these goals.*

# MOTOR DISCONNECT SWITCHES

## FEATURES AND BENEFITS:

- One of the smallest 60A switches in the industry with compact design
- Advanced switch technology (use of silver contacts ensures safe and durable operation)
- Across the line, motor starting - up to 75hp/600V
- General Use Rating - 25A to 150A/600V
- Available as rotary switches for extended or direct handle
- Toggle switches
- Non-fused switch
- Interrupting capacity 10kA with back-up fuse
- DIN Rail and panel mount available
- Comprehensive range of accessories includes Door Mounting Kits & Fuse Holder
- Snap on auxiliary contacts
- Enclosed switches with NEMA Type 4x rating

## UL508 Listed Manual Motor Controllers

with Disconnecting Means



AC Motor Across-The-Line  
AC General Use



### EXTENDED / DIRECT HANDLE MOTOR DISCONNECT SWITCH

KU/VKA switches	4-5
Extended Handle Accessories	6
Direct Handle Accessories	7



### TOGGLE HANDLE MOTOR DISCONNECT SWITCH

KUE/EVA Switches and Accessories	10-11
----------------------------------	-------



### ENCLOSED MOTOR DISCONNECT SWITCHES

KEM Switches and Accessories	12-13
------------------------------	-------

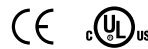
### APPLICATION EXAMPLES

	8-9
--	-----

### ADDITIONAL PRODUCTS

	14
--	----

# Extended/Direct Handle Motor Disconnect Switch



The KU/VKA...N series can be used with extended and direct handles (see page 8-9 for details).

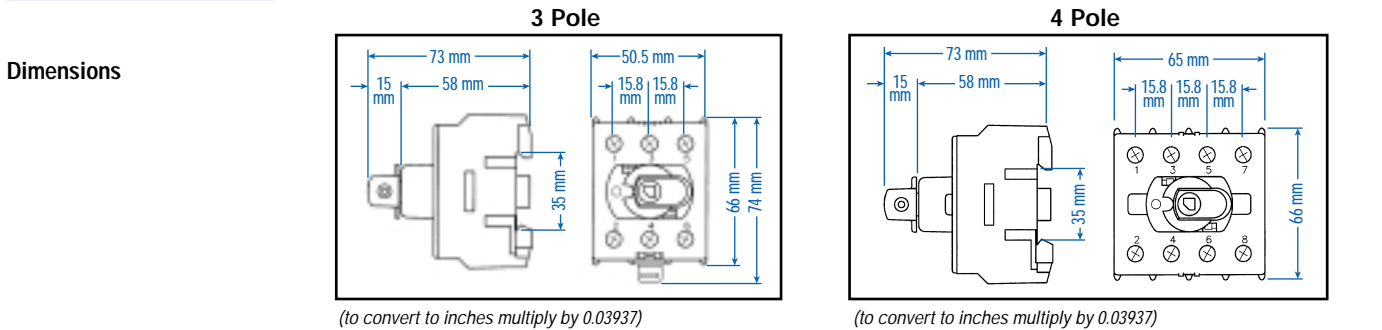


Catalog Number	KU325N	KU340N	KU363N
No. of Poles	3 (4 pole - KU425N)	3 (4 pole - KU440N)	3 (4 pole - KU463N)
General Purpose Current	25A	40A	60A
Maximum Voltage	600V AC	600V AC	600V AC
Motor FLA @ 480V AC	17.5A	28A	34A
Motor FLA @ 600V AC	11A	18A	27A

Horsepower Rating /HP	1 Phase		3 Phase		1 Phase		3 Phase		1 Phase		3 Phase	
	110-120V AC	1	2	2	3	3	5	5	10	5	10	10
200V AC	2	5	3	7.5	5	10	5	10	7.5	10	20	
208V AC	2	5	3	7.5	5	10	5	10	7.5	10	20	
220-240V AC	3	7.5	5	10	7.5	10	10	15	10	20	25	
265V AC	3	7.5	5	10	7.5	10	10	15	10	20	25	
277V AC	3	7.5	5	10	7.5	10	10	15	10	20	25	
380-415V AC	5	10	7.5	15	10	20	15	25	15	25	30	
440-480V AC	7.5	15	10	20	15	30	20	35	20	35	40	
550-600V AC	5	10	7.5	15	10	20	15	25	10	20	25	

Short Circuit Withstand Rating at 600 V with Max. Fuse Size/Class:	10kA	10kA	10kA
K5	50A	50A	60A
RK5	50A	50A	60A (80A@480V AC)
RK1	80A	80A	100A
J	80A	80A	100A

Terminal Size Acceptability	14-8AWG	14-8AWG	12-4AWG
(Cu Conductors only, 75°C)			
Terminal Torque	16 lb. in.	16 lb. in.	16 lb. in.



Weight	0.172Kg (0.379lb.) (3 pole) 0.215Kg (0.474lb.) (4 pole)	0.172Kg (0.379lb.) (3 pole) 0.215Kg (0.474lb.) (4 pole)	0.172Kg (0.379lb.) (3 pole) 0.215Kg (0.474lb.) (4 pole)
--------	--	--	--

### Suitable Accessories

#### Extended Handle Version/ Door Interlock Mechanism

Shaft	L1(2,3)00AD11-ST	L1(2,3)00AD11-ST	L1(2,3)00AD11-ST
Handle	LK11 (Y/R) U	LK11 (Y/R) U	LK11 (Y/R) U
Auxiliary Switch	KU1.V, KU2.V	KU1.V, KU2.V	KU1.V, KU2.V
Fuse Holder	—	KV 10x38, KV 10x38 CC	—

#### Direct Handle Version

Handle for 3 Pole	K/KU3P (Y/R)	K/KU3P (Y/R)	K/KU3P (Y/R)
Handle for 4 Pole	K/KU4P (Y/R)	K/KU4P (Y/R)	K/KU4P (Y/R)
Door Mounting Kit	OKA0.V (Y/R)	OKA0.V (Y/R)	OKA0.V (Y/R)