

DC - 3 WIRE-STANDARD

Brass, Nickel Plated (BN), Cylindrical,
Threaded, 10-30V DC, 250mA,
LED for Output Energized

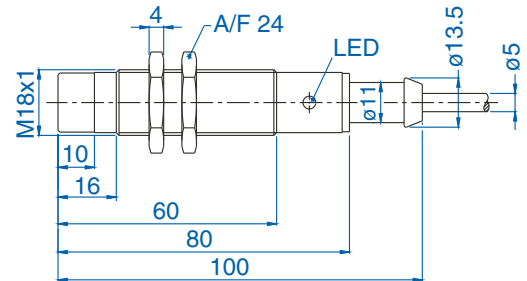
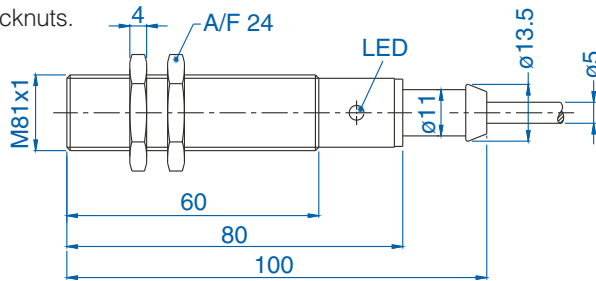


- IEC (529) IP67 (NEMA 1, 3, 4, 6, 12, 13) Protection
- Short Circuit Protection
- Overload Protection
- Reverse Polarity Protection
- Wire Break Resistance
- Transient Voltage Protection
- Temperature Range: -25 to 70°C (-13 to 158°F)

		M18 Flush Mount		Non-Flush 18 Flush Mount	
Sensing Distance		5mm (.20 in.)		8mm (.31 in.)	
Cable or Connector Style Cat. No.		Cable	65	Cable	65
PNP	Normally Open	AIS18F05AP024-2M	AIS18F05AP024-Q65	AIS18N08AP024-2M	AIS12N02AP024-Q65
	Complementary NO/NC*	AIS18F05UP024-2M	AIS18F05UP024-Q65	AIS18N08UP024-2M	AIS12N02UP024-Q65
NPN	Normally Open	AIS18F05AN024-2M	AIS18F05AN024-Q65	AIS18N08AN024-2M	AIS18N08AN024-Q65
	Complementary NO/NC*	AIS18F05UN024-2M	AIS18F05UN024-Q65	AIS18N08UN024-2M	AIS18N08UN024-Q65
Ripple Voltage		≤ 10%		≤ 10%	
Voltage Range		10-30V		10-30V	
No-Load Current		≤15 mA		≤15 mA	
Max. Load Current		250 mA		250 mA	
Voltage Drop Across Sensor		≤2.5V		≤ 2.5V	
Max. Leakage Current		≤ 1 μA		1μA	
Switching Frequency		500 Hz		500 Hz	
Hysteresis		0.5mm		≤0.8mm	
Temperature Drift		≤±10μm/K		≤±16μm/K	
Repeatability		≤0.2mm		≤0.4mm	

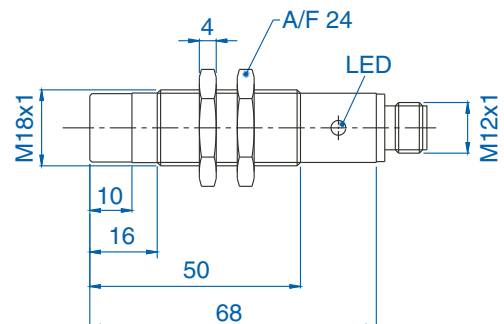
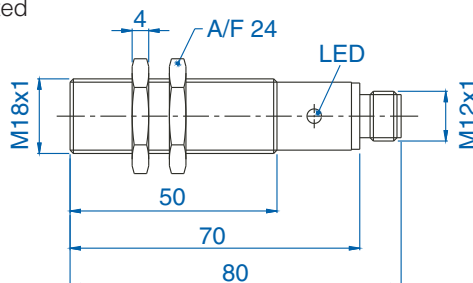
Fixed Cable

PVC 2m (6ft. 6in.). For other cable lengths and/or PUR cable, please consult Altech. Supplied with brass, nickel plated locknuts.



65 Style Connector

4-pin, Micro style, 12mm (.47 in.). Supplied with brass, nickel plated locknuts.



Metric/in. Conversion Table

1.5 mm = .06 in.	23.0 mm = .89 in.
2.0 mm = .08 in.	28.0 mm = 1.10 in.
4.0 mm = .16 in.	30.0 mm = 1.18 in.
5.0 mm = .20 in.	32.0 mm = 1.26 in.
6.0 mm = .23 in.	34.0 mm = 1.34 in.
8.0 mm = .31 in.	40.0 mm = 1.57 in.
10.0 mm = .39 in.	50.0 mm = 1.97 in.
12.0 mm = .47 in.	51.0 mm = 2.01 in.
15.0 mm = .59 in.	60.0 mm = 2.36 in.
18.0 mm = .70 in.	80.0 mm = 3.12 in.

This table converts millimeters to inches in reference to the illustrations included on these pages.

If you do not see a converted dimension, multiply mm by 0.03937 to convert to inches.

M30 Flush Mount

10mm (.39 in.)

M30 Non-Flush Mount

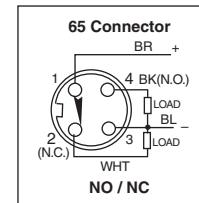
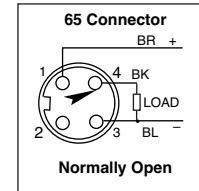
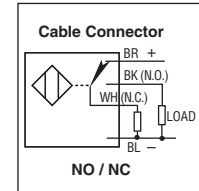
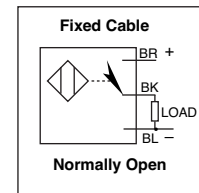
15mm (.59 in.)

Cable	65	Cable	65
AIS30F10AP024-2M	AIS30F10AP024-Q65	AIS30N15AP024-2M	AIS30N15AP024-Q65
AIS30F10UP024-2M	AIS30F10UP024-Q65	AIS30N15UP024-2M	AIS30N15UP024-Q65
AIS30F10AN024-2M	AIS30F10AN024-Q65	AIS30N15AN024-2M	AIS30N15AN024-Q65
AIS30F10UN024-2M	AIS30F10UN024-Q65	AIS30N15UN024-2M	AIS30N15UN024-Q65
≤10%		≤10%	
10-30V		10V-30V	
≤15 mA		≤15 mA	
250 mA		250 mA	
≤2.5V		≤2.5V	
≤1 μA		≤1 μA	
300 Hz		300 Hz	
1.0mm		≤1.5mm	
≤±20μm/K		≤±30μm/K	
≤0.5mm		≤1.0mm	

Wiring Diagrams

Note: Wire colors are applicable on cables purchased from Altech

PNP



NPN

